

Split-Dalmatia County

Split-Dalmatia County is the largest county in Croatia, covering a total area of 14,106 km² of which 9,566 km² is sea, representing 30.8% of Croatia's total maritime area. It is a highly developed, dynamic, and maritime-oriented European Mediterranean region distinguished by its competitive economy based on skilled workforce, high quality of life, commitment to sustainable development, fostered through strong partnerships and open communication between stakeholders.

Strategically located at the crossroads of major road, rail, and maritime routes of national and international significance, Split-Dalmatia County has excellent growth potential in all sectors of transport. Its prime geographical position and well-developed coastline have historically supported shipbuilding, one of the most important domestic industries with major shipyards in Split and Trogir. Additionally, the county's rich marine resources have driven the development of fisheries and the food processing industry, specializing in fish processing and Mediterranean agricultural products such as olive oil, jams, spreads, honey, traditional cakes, and liqueurs.

Parallel to its rise as a premier tourist destination, the county has also experienced significant industrial development, particularly in its business zones. Key industries include auto parts manufacturing and the production of metal and electrical components. The largest employment sectors are retail trade, specialized construction, food production, hospitality, and IT-related services such as programming and consulting.

Tourism in Split-Dalmatia County has seen remarkable growth in recent years. The motorway connecting Split with the continental part of Croatia, including the capital Zagreb, and the south of Dubrovnik (the City of Dubrovnik), alongside increased air traffic and the introduction of numerous low-cost flights, has spurred a surge in (primarily foreign) visitors. This influx has been combined with the extensive investment in hotel construction and the renovation of various accommodation facilities along the coast and on the many islands of Split's archipelago, including Brač, Šolta, Hvar, and Čiovo.

The Split-Dalmatia County is also emerging as a prominent ICT hub. The rapid expansion of ICT projects and businesses, with over 560 active entities, has been complemented by the development of Digital Dalmatia, a technology hub dedicated to fostering the IT and tech sector. Digital Dalmatia focuses on digital skills training, local startup ecosystem development, and strengthening the local technology community. Its key initiatives include:

1. EDIT COUNTY Educational Center - Promotes programming activities in primary and secondary schools, provides continuous programmer education at the PICS Training Center, and organizes lectures and workshops on new technologies.
2. Pre-Incubation IT Center - Supports student projects and entrepreneurship, offering the PICS@FESB Student Coworking space and a training center for local IT businesses.
3. County IT Center - This facility houses an IT incubator and coworking space with 12 offices, a conference room, and necessary facilities for local IT professionals.

The key activities and key roles of the County technology hub Digital Dalmatia include:

- Digital skills development - Offers training programs ranging from basic programming to advanced topics like artificial intelligence and cybersecurity.
- Startup ecosystem support - The Hub remains committed to strengthening both local and regional startup ecosystems. Its objective is to foster the growth of innovative technology companies by creating a supportive business environment, improving access to funding, offering mentorship opportunities, and facilitating connections with investors.
- Technology Community Building - By organizing and collaborating on conferences, meetups, and

various industry events, the Hub continues to play a pivotal role in enhancing and uniting the local tech community. Through strategic investments in infrastructure, industry, and technology, Split-Dalmatia County continues to solidify its position as a thriving Mediterranean hub of economic growth and innovation.

[Source: Public Institution RERA S.D. for coordination and development of the Split-Dalmatia County, April 2025]

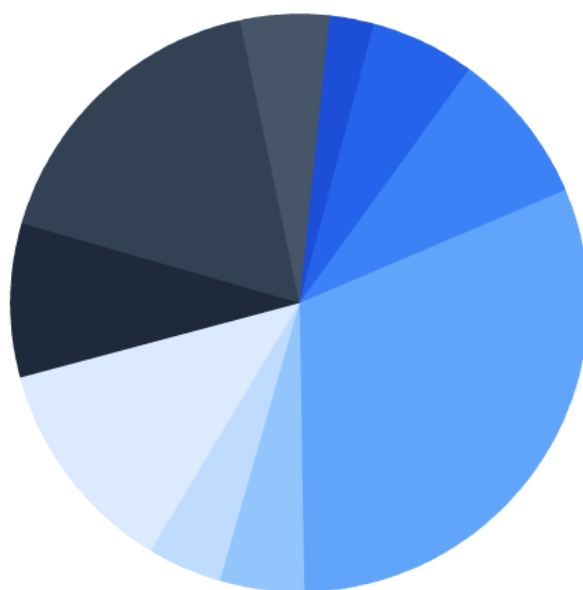
Main Indicators

GDP EUR	7.089.671.633
Population	428.680
Men	208.876
Women	219.804
Age 0-14	61.641
Age 15+	367.039
GDP Per Capita EUR	16.574,47
Area Size km ²	4.540

Source: Central Bureau of Statistics: GDP (2023), Population (2024, Estimate), Area size (2021)

Gross Value Added by Activities

EUR



- Agriculture, forestry and fishing: 60897884.45
- Mining and quarrying and other industries: 174403182.7
- Manufacturing: 344771505.13
- Construction: 497380438.22
- Wholesale and retail trade, transportation, storage, accommodation and food service activities: 1842190795.12
- Information and communication: 265033876.95
- Financial and insurance activities: 239350966.69
- Real estate activities: 712067094.56
- Professional, scientific, technical, administrative and support service activities: 496483599.85
- Public administration and defence, education, human health and social work activities: 1014772706.18
- Other service activities: 284202091.47

Source: Central Bureau of Statistics, data for 2023

Infrastructure

Motorways km	131
Broadband Connections number and density	122.600 / 81%
Number of issued building permits	923

Source: Central Bureau of Statistics: Motorways (2024), Building permits (2024), Croatian Regulatory Agency for Network Industries: Broadband Connections (Q2 2024)

Investments

	Amount
Foreign Direct Investments million EUR	3.812

Source: Croatian National Bank, 1993 - 2025

Foreign Direct Investment by Activity

mil. EUR

Activity	Amount
Financial service activities, except insurance and pension funding	1.136,43
Real estate ownership investments	1.016,09
Accommodation	514,87
Real estate activities	239,76
Manufacture of other non-metallic mineral products	214,08
Other	690,53

Source: Croatian National Bank, 1993 - 2025

Foreign Direct Investment by Country

mil. EUR

Country	Amount
Hungary	1.182,89
France	934,52
Spain	592,60
Germany	541,32
Bosnia & Herzegovina	200,99
Other	359,44

Source: Croatian National Bank, 1993 - 2025

Gross Investment in new Fixed Assets, by Location of Investment Constructions and Types of Assets

Asset type	Amount (EUR, 000)
Buildings, spaces and structures	625.344
Machinery and equipment with fittings	329.712
Transport equipment	124.610
Cultivated biological resources	8.528
Intellectual property products	17.080
Total	1.123.479

Source: Central Bureau of Statistics, data for 2024

Biggest Investors

Company	Activity	Website
TOMMY d.o.o.	WHOLESALE AND RETAIL TRADE	http://www.tommy.hr
VODOVOD I KANALIZACIJA, d.o.o.	WATER SUPPLY; WASTEWATER REMOVAL, WASTE MANAGEMENT AND ENVIRONMENTAL SANITATION	http://www.vik-split.hr
STUDENAC d.o.o.	WHOLESALE AND RETAIL TRADE	http://www.studenac.hr
VJETROELEKTRANA JELINAK d.o.o.	ELECTRICITY, GAS, STEAM AND AIR CONDITIONING SUPPLY	http://-
CEMEX Hrvatska d.d.	MANUFACTURING	http://www.cemex.hr

Company	Activity	Website
TOMMY 1992 d.o.o.	REAL ESTATE ACTIVITIES	http://-
VODOVOD I ODVODNJA CETINSKE KRAJINE, d.o.o.	WATER SUPPLY; WASTEWATER REMOVAL, WASTE MANAGEMENT AND ENVIRONMENTAL SANITATION	http://www.ciock.hr
VJETROELEKTRANA OPOR d.o.o.	ELECTRICITY, GAS, STEAM AND AIR CONDITIONING SUPPLY	http://-
PROMET d.o.o.	TRANSPORT AND STORAGE	http://www.promet-split.hr
NAZARII d.o.o.	PROFESSIONAL, SCIENTIFIC AND TECHNICAL ACTIVITIES	http://-

Source: Financial Agency, data for 2024

Maximum Investment Incentives' Intensity according to the Investment Promotion Act

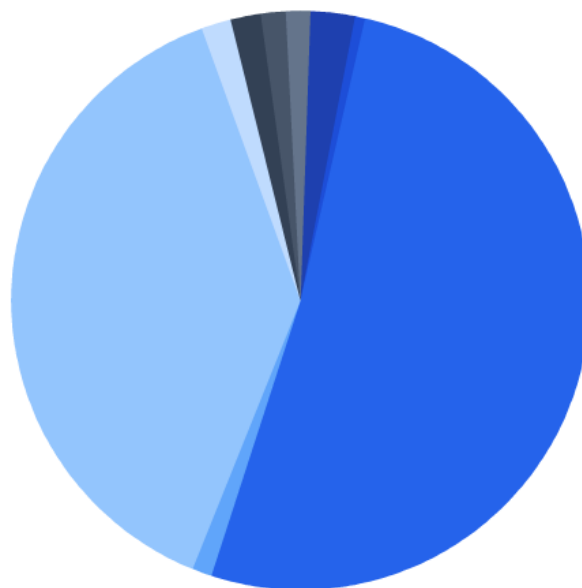
Large enterprises	Medium enterprises	Small and micro-enterprises
40%	50%	60%

Source: 2022-2027 Regional Aid Map for Croatia

International Trade

Export by Activity

000 EUR

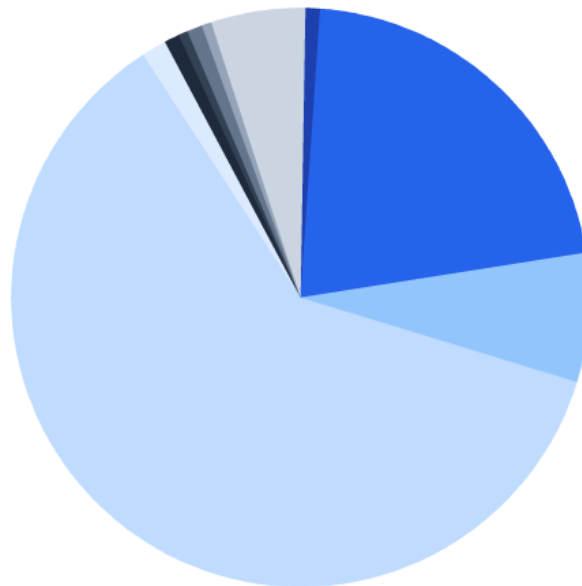


- Agriculture, forestry and fishing: 21106
- Mining and quarrying: 2602
- Manufacturing: 355447
- Water supply, sewerage, waste management and remediation activities: 477
- Construction: 7640
- Wholesale and retail trade, repair of motor vehicles and motorcycles: 265307
- Transportation and storage: 10040
- Accommodation and food service activities: 1904
- Information and communication: 838
- Real estate activities: 10210
- Professional, scientific and technical activities: 7768
- Administrative and support service activities: 8245
- Human health and social work activities: 6
- Arts, entertainment and recreation: 1258
- Other service activities: 292
- Not classified: 9

Source: Central Bureau of Statistics, data for 2024

Import by Activity

000 EUR


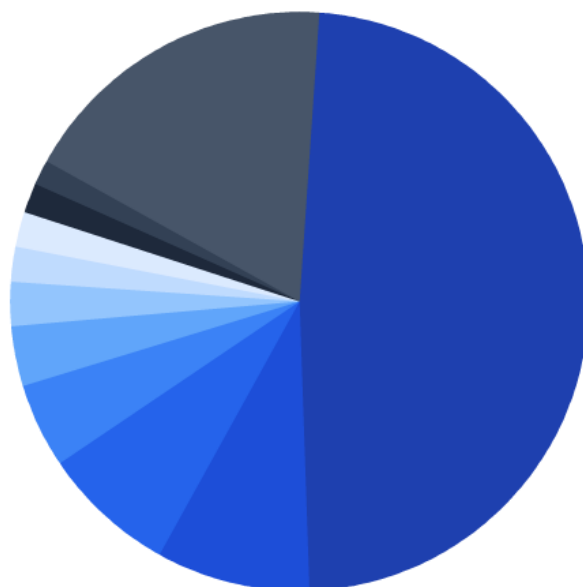




Source: Central Bureau of Statistics, data for 2024

Export by Country

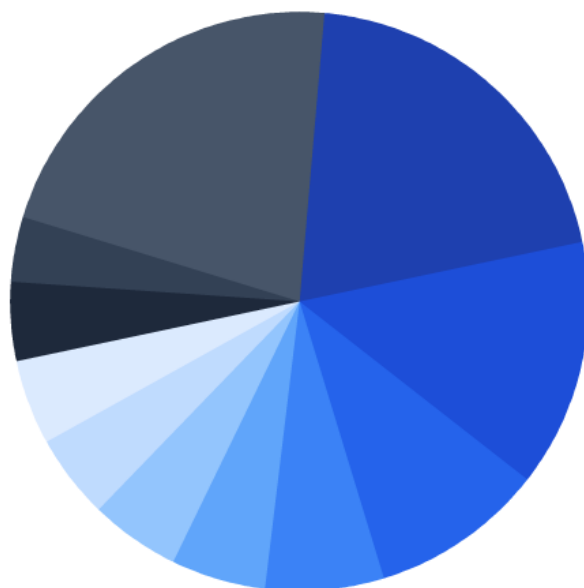
000 EUR



Source: Central Bureau of Statistics, data for 2024

Import by Country

000 EUR



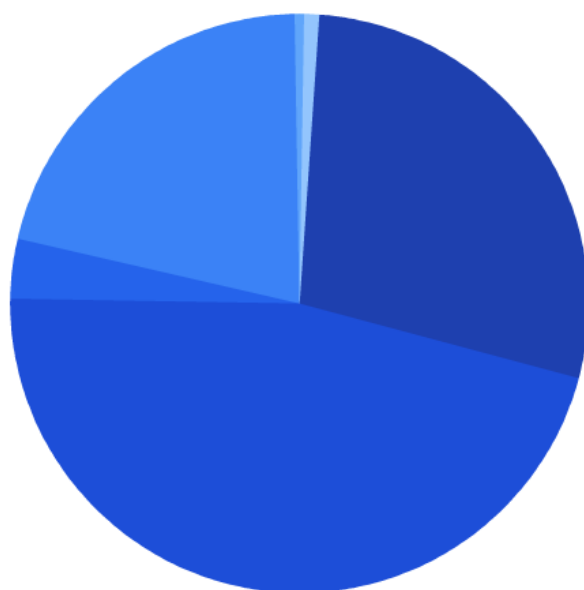
Source: Central Bureau of Statistics, data for 2024

Education

Education level	Number of pupils
Kindergartens and Other Legal Entities Implementing Preschool Education Programmes	17.414
Basic Schools, Beginning of School Year	33.983
Upper Secondary Schools, Beginning of School Year	18.007
Students Enrolled on Professional and University Study, According to Place of Permanent Residence	14.025

Source: Central Bureau of Statistics, data for 2024/2025

Number of High School Students Who Have Completed Their Education



Grammar schools: 1305
Technical and related schools: 2079
Secondary art schools: 140
Industrial and crafts schools: 942
Special secondary schools: 14
Secondary schools for adults: 29

Source: Central Bureau of Statistics, data for 2023/2024

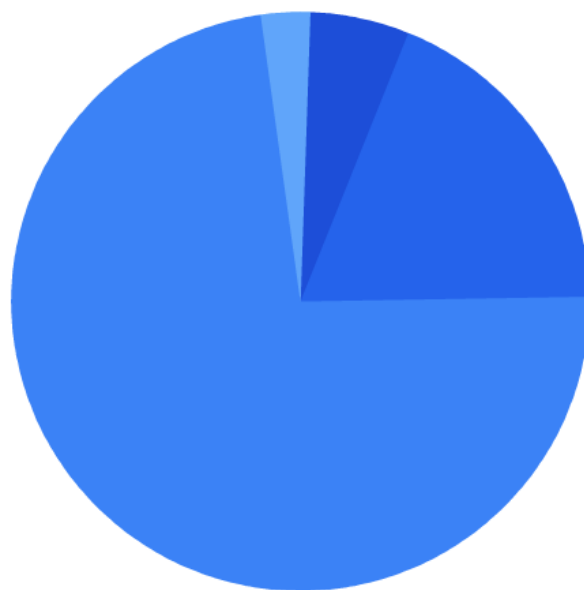
Number of Students and Institutions by Educational Sectors

Educational Sector	Number of Institutions	Number of Students
Tourism and catering	16	2.278
Economics, trade and business administration	9	1.919
Mechanical engineering, shipbuilding and metallurgy	12	1.579
Electrical engineering and computing	10	1.362
Health and social work	3	1.145
Transport and logistics	4	1.103
Personal, security and other services	8	799
Construction and geodesy	3	721
Agriculture, food and veterinary	2	476
Graphic technology and audio-visual design	2	367

Educational Sector	Number of Institutions	Number of Students
Geology, mining, petroleum and chemical technology	2	167
Forestry, wood processing and wood processing	2	163
Textiles and leather	1	120

Source: Ministry of Science and Education, data for 2024/2025

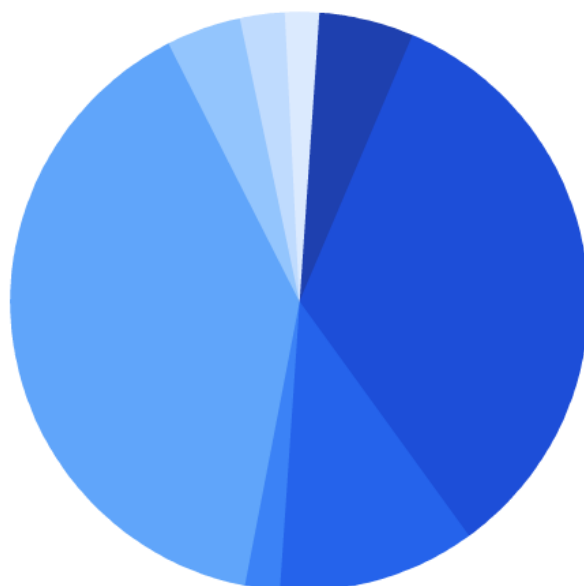
Students Who Graduated From University Study or Completed Professional Studys



- Schools of professional higher education: 1
- Polytechnics: 221
- Faculties - Professional Study: 686
- Faculties - University study: 2704
- Art academies: 93

Source: Central Bureau of Statistics, data for 2024

Students Enrolled at Institutions of Higher Education, by Scientific and Artistic Fields of Study



- Natural sciences: 1104
- Engineering: 5889
- Biomedicine and health: 1946
- Biotechnical sciences: 339
- Social sciences: 6937
- Humanities: 711
- Artistic field: 401
- Interdisciplinary fields of science: 338

Source: Central Bureau of Statistics, data for 2022/2023

Institutions of Higher Education and Graduated Students

Name	Students who graduated from or completed university or professional study
College of Inspection and Personnel Maritime Management, Split	29
College of Management and Design Aspira, Split	68
Faculty of Economics, Split	609
Faculty of Electrical Engineering, Mechanical Engineering and Naval Architecture, Split	547
Faculty of Civil Engineering, Architecture and Geodesy, Split	220
Faculty of Chemistry and Technology, Split	127
Faculty of Kinesiology, Split	171

Name	Students who graduated from or completed university or professional study
Faculty of Law, Split	322
Faculty of Humanities and Social Sciences, Split	382
University of Split - University Department of Professional Studies	441
Faculty of Medicine, Split	167
Faculty of Maritime Studies, Split	208
Faculty of Science, Split	186
University Department for Forensic Sciences, Split	46
University Department for Maritime Studies, Split	41
University Department for Health Studies, Split	128
Catholic Theological Faculty, Split	39
Arts Academy, Split	133

Source: Central Bureau of Statistics, data for 2021

Business Indicators of Enterprises

Activity	Number of Business Entities	Number of Persons Employed	Average Monthly Gross Earnings per Person in Paid Employment (EUR)
Agriculture, forestry and fishing	318	1.220	1.423
Mining and quarrying	46	272	1.466
Manufacturing	1.597	13.036	1.590
Electricity, gas, steam and air conditioning supply	114	1.284	2.095

Activity	Number of Business Entities	Number of Persons Employed	Average Monthly Gross Earnings per Person in Paid Employment (EUR)
Water supply, sewerage, waste management and remediation activities	84	2.799	1.623
Construction	2.957	12.859	1.383
Wholesale and retail trade, repair of motor vehicles and motorcycles	2.829	23.065	1.499
Transportation and storage	1.181	7.124	1.660
Accommodation and food service activities	2.532	11.071	1.419
Information and communication	871	3.561	2.357
Financial and insurance activities	84	2.766	2.012
Real estate activities	1.244	854	1.540
Professional, scientific and technical activities	2.485	6.318	1.746
Administrative and support service activities	1.556	4.422	1.404
Public administration and defence, compulsory social security	222	9.091	2.206
Education	433	14.139	2.007
Human health and social work activities	479	10.350	2.493
Arts, entertainment and recreation	2.557	3.731	1.644
Other service activities	4.560	2.340	1.380

Source: Central Bureau of Statistics, data for 2024

Unemployed

	Rate
Unemployment Rate	11,20%

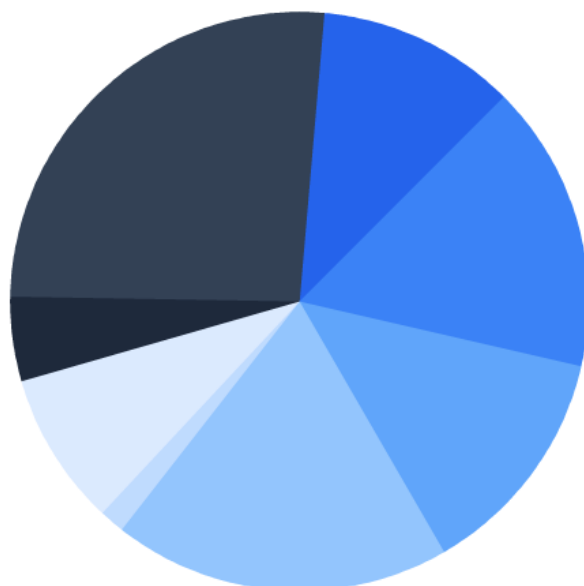
Source: Central Bureau of Statistics, data for 2024

Unemployed by Activity

Activity	Number
Agriculture, forestry and fishing	269
Mining and quarrying	23
Manufacturing	1.470
Electricity, gas, steam and air conditioning supply	15
Water supply, sewerage, waste management and remediation activities	106
Construction	1.251
Wholesale and retail trade, repair of motor vehicles and motorcycles	2.157
Transportation and storage	951
Accommodation and food service activities	2.757
Information and communication	196
Financial and insurance activities	97
Real estate activities	113
Professional, scientific and technical activities	648
Administrative and support service activities	880
Public administration and defence, compulsory social security	840
Education	739
Human health and social work activities	511
Arts, entertainment and recreation	249
Other service activities	871
Not classified	2.247
Total	16.390

Source: Croatian Employment Service, data for 2024

Registered unemployed by occupation



- Military occupations: 3
- Legislators, officials and directors: 12
- Scientists, engineers and experts: 2027
- Technicians and professional associates: 2622
- Administrative officers: 2118
- Service and trade occupations: 3064
- Farmers, foresters, fishermen, hunters: 200
- Occupations in crafts and individual production: 1371
- Plant and machinery operators, industrial manufacturers and product assemblers: 730
- Simple occupations: 4243

Source: Croatian Employment Service, data for 2024

Support Institutions Contacts

Name	Contact	Website
Public institution RERA S.D. for Coordination and Development of the Split-Dalmatia County JU RERA S.D.	info@rera.hr	http://www.rera.hr/
Split County Chamber	hgkst@hgk.hr	https://www.hgk.hr/zupanijska-komora-split
Chamber of Crafts of Split-Dalmatia County	ok.split@hok.hr	https://obrtnicka-komora-split.hr/
Competence Center 3LJ	info@cekom3lj.hr	http://cekom3lj.hr

Name	Contact	Website
UNIST Technological Park	tehnoloski.park@unist.hr	https://spinit.unist.hr/en/
Technology Park Split	tps@agencija-rast.hr	https://tps.com.hr/en/
Digital Dalmatia	info@digitalnadalmacija.hr	https://digitalnadalmacija.hr/