

Vukovar-Srijem County

Vukovar-Srijem County is located on the northeastern edge of the Republic of Croatia, in an area that stretches between the rivers Danube and Sava.

Its economic potential is based on the wealth of natural resources, including arable agricultural land, forests, deposits of oil, gas, sand, and gravel, as well as fertile watercourses. The county's geographic location, along with its production and service capacities, highly qualified human potential, and rich cultural and historical heritage, forms a strong foundation for its development.

The county is increasingly focusing on new technologies, scientific research, and innovations, particularly in the wood processing and agricultural-food production sectors. Thanks to its extremely favorable geographic and transport position, the development of the transport and logistics sector is gaining importance. This sector benefits from the navigable routes on the Danube and Sava rivers, the Zagreb-Lipovac-Belgrade highway, the railway lines Ljubljana-Zagreb-Tovarnik-Belgrade, and in the immediate vicinity, in the Osijek-Baranja County, there is also the Osijek Airport.

[Source: Vukovar-Srijem County Development Agency, April 2025]

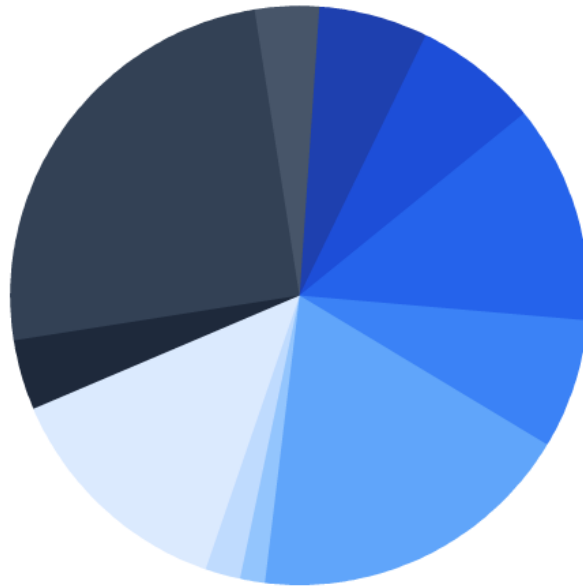
Main Indicators

GDP EUR	1.701.499.442
Population	137.509
Men	67.027
Women	70.482
Age 0-14	18.924
Age 15+	118.585
GDP Per Capita EUR	12.407,54
Area Size km ²	2.454

Source: Central Bureau of Statistics: GDP (2023), Population (2024, Estimate), Area size (2021)

Gross Value Added by Activities

EUR



- Agriculture, forestry and fishing: 102096436.03
- Mining and quarrying and other industries: 96690229.4
- Manufacturing: 173469150.51
- Construction: 101161488.04
- Wholesale and retail trade, transportation, storage, accommodation and food service activities: 260873574.06
- Information and communication: 16355127.28
- Financial and insurance activities: 24747258.23
- Real estate activities: 189753907.78
- Professional, scientific, technical, administrative and support service activities: 52244940.12
- Public administration and defence, education, human health and social work activities: 355610028.22
- Other service activities: 50552656.85

Source: Central Bureau of Statistics, data for 2023

Infrastructure

Motorways km	50
Broadband Connections number and density	30.933 / 58%
Number of issued building permits	338

Source: Central Bureau of Statistics: Motorways (2024), Building permits (2024), Croatian Regulatory Agency for Network Industries: Broadband Connections (Q2 2024)

Investments

	Amount
Foreign Direct Investments million EUR	666

Source: Croatian National Bank, 1993 - 2025

Foreign Direct Investment by Activity

mil. EUR

Activity	Amount
Financial service activities, except insurance and pension funding	284,44
Electricity, gas, steam and air conditioning supply	240,05
Manufacture of machinery and equipment n.e.c.	61,15
Manufacture of chemicals and chemical products	45,17
Crop and animal production, hunting and related service activities	23,82
Other	11,64

Source: Croatian National Bank, 1993 - 2025

Foreign Direct Investment by Country

mil. EUR

Country	Amount
Malta	266,17
Switzerland	253,58
Italy	90,36
Hungary	15,03
Austria	10,94
Other	30,19

Source: Croatian National Bank, 1993 - 2025

Gross Investment in new Fixed Assets, by Location of Investment Constructions and Types of Assets

Asset type	Amount (EUR, 000)
Buildings, spaces and structures	146.381
Machinery and equipment with fittings	59.255
Transport equipment	11.973
Cultivated biological resources	8.955
Intellectual property products	1.266
Total	231.768

Source: Central Bureau of Statistics, data for 2024

Biggest Investors

Company	Activity	Website
Vinkovački vodovod i kanalizacija d.o.o.	WATER SUPPLY; WASTEWATER REMOVAL, WASTE MANAGEMENT AND ENVIRONMENTAL SANITATION	http://www.vvk@hr
GEO POWER ZAGOCHA d.o.o.	ELECTRICITY, GAS, STEAM AND AIR CONDITIONING SUPPLY	http://www.enna.hr
BJELIN SPAČVA d.o.o.	MANUFACTURING	http://www.spacva.hr
RIS METALI d.o.o.	WHOLESALE AND RETAIL TRADE	http://-
Dilj d.o.o.	MANUFACTURING	http://www.nexe.hr
PEKAR d.o.o.	MANUFACTURING	http://-
SUNČEVA ENERGIJA d.o.o.	ELECTRICITY, GAS, STEAM AND AIR CONDITIONING SUPPLY	http://-
ILOČKI PODRUMI d.d.	BUSINESS ENTITY WITHOUT ACTIVITY IDENTIFICATION	http://www.ilocki-podrumi.hr
Vodovod grada Vukovara d.o.o.	WATER SUPPLY; WASTEWATER REMOVAL, WASTE MANAGEMENT AND ENVIRONMENTAL SANITATION	http://www.vgv.hr
BOJARE d.o.o.	BUSINESS ENTITY WITHOUT ACTIVITY IDENTIFICATION	http://-

Source: Financial Agency, data for 2024

Maximum Investment Incentives' Intensity according to the Investment Promotion Act

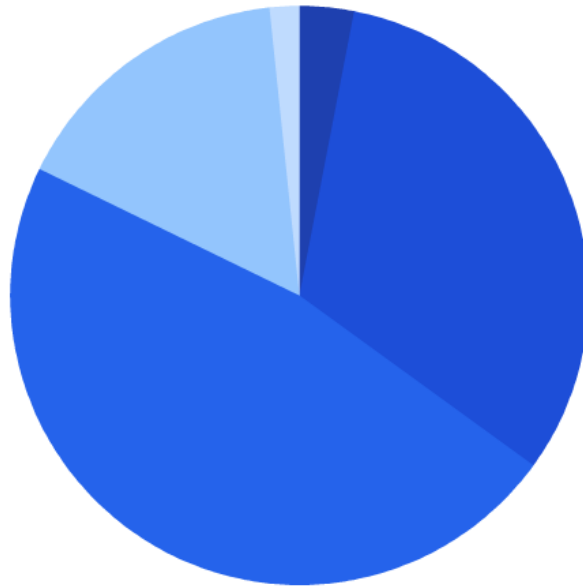
Large enterprises	Medium enterprises	Small and micro-enterprises
50%	60%	70%

Source: 2022-2027 Regional Aid Map for Croatia

International Trade

Export by Activity

000 EUR

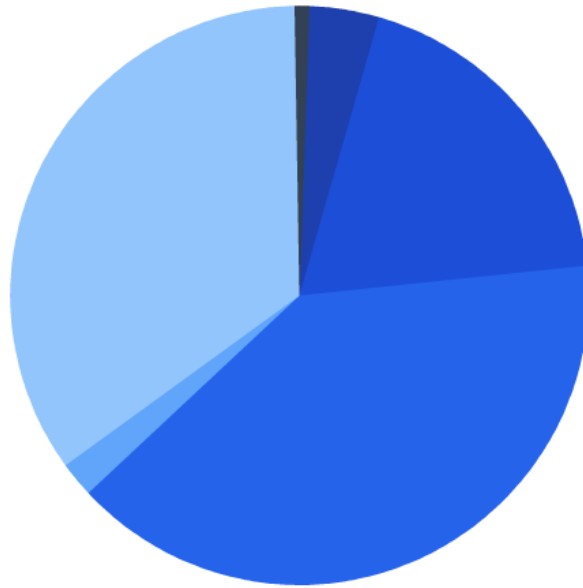


- Agriculture, forestry and fishing: 19076
- Manufacturing: 215468
- Electricity, gas, steam and air conditioning supply: 318662
- Water supply, sewerage, waste management and remediation activities: 95
- Construction: 678
- Wholesale and retail trade, repair of motor vehicles and motorcycles: 108495
- Transportation and storage: 11195
- Information and communication: 667
- Professional, scientific and technical activities: 29
- Administrative and support service activities: 118
- Public administration and defence, compulsory social security: 1
- Arts, entertainment and recreation: 596
- Other service activities: 40
- Not classified: 31

Source: Central Bureau of Statistics, data for 2024

Import by Activity

000 EUR

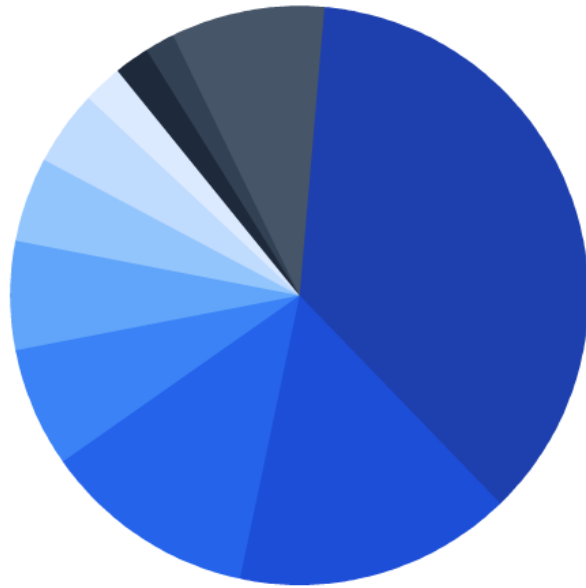


- Agriculture, forestry and fishing: 22729
- Manufacturing: 98951
- Electricity, gas, steam and air conditioning supply: 20976
- Water supply, sewerage, waste management and remediation activities: 80
- Construction: 10222
- Wholesale and retail trade, repair of motor vehicles and motorcycles: 182825
- Transportation and storage: 702
- Accommodation and food service activities: 471
- Information and communication: 687
- Real estate activities: 2990
- Professional, scientific and technical activities: 353
- Administrative and support service activities: 69
- Public administration and defence, compulsory social security: 2
- Education: 1
- Arts, entertainment and recreation: 596
- Other service activities: 40
- Not classified: 31

Source: Central Bureau of Statistics, data for 2024

Export by Country

000 EUR

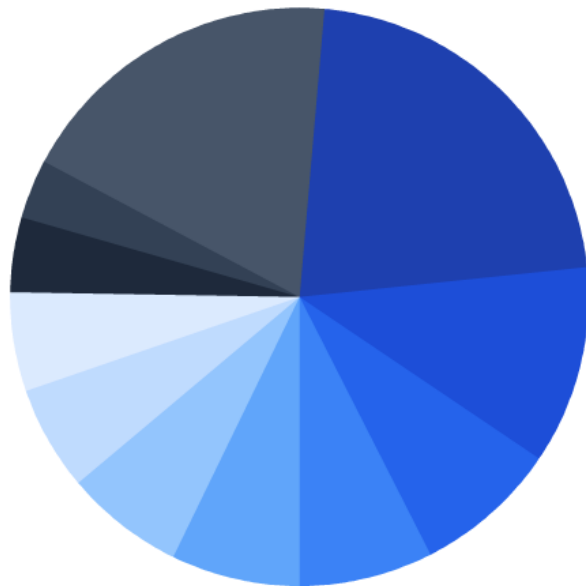


- Hungary: 253371
- Slovenia: 103501
- Germany: 80525
- Italy: 44618
- Bosnia & Herzegovina: 39739
- Serbia: 31618
- Austria: 26990
- Poland: 14705
- Sweden: 11763
- Spain: 10462
- Other: 57214

Source: Central Bureau of Statistics, data for 2024

Import by Country

000 EUR



- United States: 123281
- Germany: 58165
- Trinidad & Tobago: 42433
- Italy: 38800
- Hungary: 38281
- Algeria: 34965
- Bosnia & Herzegovina: 30289
- Serbia: 28323
- Slovenia: 21030
- Austria: 16928
- Other: 98010

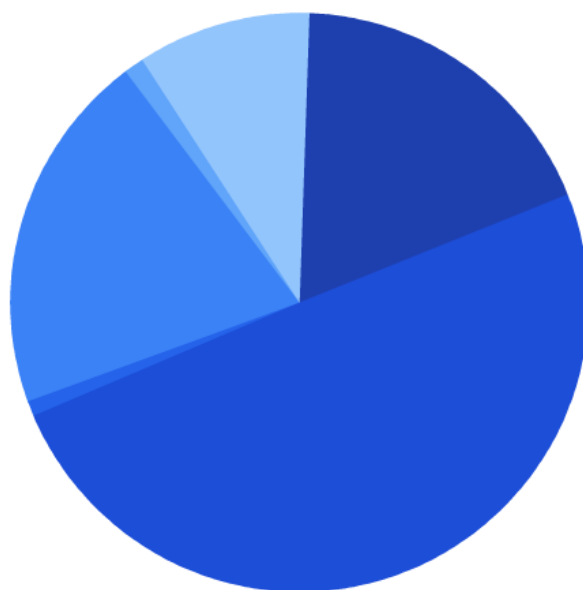
Source: Central Bureau of Statistics, data for 2024

Education

Education level	Number of pupils
Kindergartens and Other Legal Entities Implementing Preschool Education Programmes	5.123
Basic Schools, Beginning of School Year	10.617
Upper Secondary Schools, Beginning of School Year	5.329
Students Enrolled on Professional and University Study, According to Place of Permanent Residence	3.446

Source: Central Bureau of Statistics, data for 2024/2025

Number of High School Students Who Have Completed Their Education



- Grammar schools: 289
- Technical and related schools: 759
- Secondary art schools: 12
- Industrial and crafts schools: 310
- Special secondary schools: 14
- Grammar schools: 146

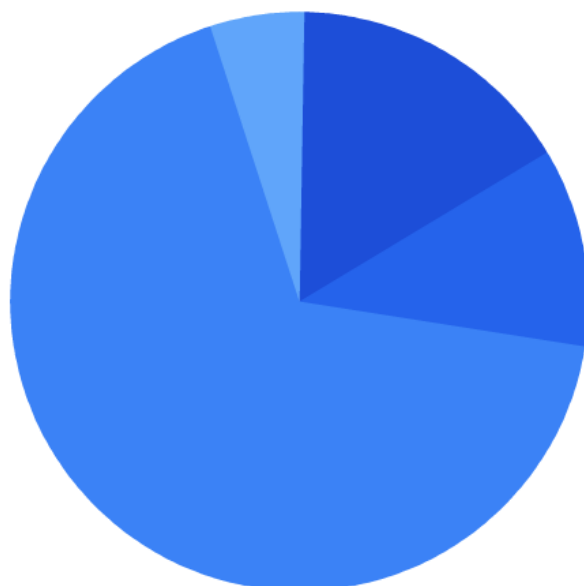
Source: Central Bureau of Statistics, data for 2023/2024

Number of Students and Institutions by Educational Sectors

Educational Sector	Number of Institutions	Number of Students
Economics, trade and business administration	4	828
Electrical engineering and computing	5	704
Mechanical engineering, shipbuilding and metallurgy	5	540
Tourism and catering	3	440
Agriculture, food and veterinary	5	426
Health and social work	2	421
Forestry, wood processing and treatment	2	226
Personal, security and other services	3	214
Construction and geodesy	1	199
Textiles and leather	1	83
Graphic technology and audio-visual design	1	22
Geology, mining, oil and chemical industry	1	18

Source: Ministry of Science and Education, data for 2024/2025

Students Who Graduated From University Study or Completed Professional Studys



- Schools of professional higher education: 0
- Polytechnics: 185
- Faculties - Professional Study: 126
- Faculties - University study: 766
- Art academies: 58

Source: Central Bureau of Statistics, data for 2024

Institutions of Higher Education and Graduated Students

Name	Students who graduated from or completed university or professional study
Polytechnic Lavoslav Ružička in Vukovar	163

Source: Central Bureau of Statistics, data for 2021

Business Indicators of Enterprises

Activity	Number of Business Entities	Number of Persons Employed	Average Monthly Gross Earnings per Person in Paid Employment (EUR)
Agriculture, forestry and fishing	188	2.097	1.480
Mining and quarrying	1	39	2.450
Manufacturing	406	6.300	1.242
Electricity, gas, steam and air conditioning supply	56	579	1.784

Activity	Number of Business Entities	Number of Persons Employed	Average Monthly Gross Earnings per Person in Paid Employment (EUR)
Water supply, sewerage, waste management and remediation activities	32	1.028	1.286
Construction	545	3.138	1.328
Wholesale and retail trade, repair of motor vehicles and motorcycles	528	5.476	1.226
Transportation and storage	228	1.722	1.419
Accommodation and food service activities	188	618	1.199
Information and communication	98	373	1.843
Financial and insurance activities	18	487	1.790
Real estate activities	36	103	1.305
Professional, scientific and technical activities	322	772	1.544
Administrative and support service activities	99	745	1.150
Public administration and defence, compulsory social security	99	4.527	2.084
Education	150	4.539	1.910
Human health and social work activities	171	3.287	2.238
Arts, entertainment and recreation	841	647	1.410
Other service activities	1.745	310	1.199

Source: Central Bureau of Statistics, data for 2024

Unemployed

	Rate
Unemployment Rate	11,70%

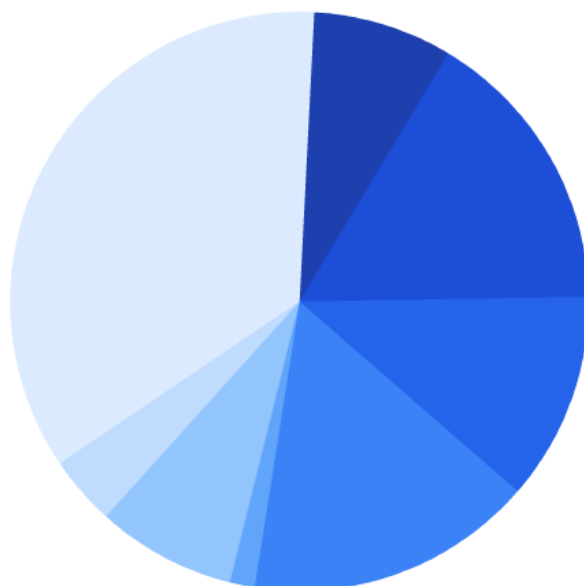
Source: Central Bureau of Statistics, data for 2024

Unemployed by Activity

Activity	Number
Agriculture, forestry and fishing	297
Mining and quarrying	3
Manufacturing	545
Electricity, gas, steam and air conditioning supply	9
Water supply, sewerage, waste management and remediation activities	33
Construction	297
Wholesale and retail trade, repair of motor vehicles and motorcycles	445
Transportation and storage	102
Accommodation and food service activities	603
Information and communication	36
Financial and insurance activities	24
Real estate activities	12
Professional, scientific and technical activities	109
Administrative and support service activities	220
Public administration and defence, compulsory social security	588
Education	180
Human health and social work activities	207
Arts, entertainment and recreation	34
Other service activities	267
Not classified	795
Total	4.806

Source: Croatian Employment Service, data for 2024

Registered unemployed by occupation



- Scientists, engineers and experts: 412
- Technicians and professional associates: 764
- Administrative officers: 557
- Service and trade occupations: 771
- Farmers, foresters, fishermen, hunters: 60
- Occupations in crafts and individual production: 372
- Plant and machinery operators, industrial manufacturers and product assemblers: 183
- Simple occupations: 1685

Source: Croatian Employment Service, data for 2024

Support Institutions Contacts

Name	Contact	Website
Vukovar-Srijem County Development Agency	uprava@ra-vs-z.hr	https://www.ra-vs-z.hr/
VURA - Vukovar Development Agency Ltd.	vura@vura.hr	https://www.vura.hr/
Vinkovci City Investment and Development Agency VIA Ltd.	info@viavinkovci.hr	https://viavinkovci.hr/
Otok Development Agency ORA	razvojna.agencija.ora@gmail.com	https://www.ora.hr/
County Development Agency ŽURA	info@zura.hr	https://www.zura.hr/

Name	Contact	Website
Development Agency TINTL	info@ra-tintl.hr	https://www.ra-tintl.hr/
Development Agency Srijem Ltd., for stimulating the economy and local development	info@ra-srijem.hr	https://www.ra-srijem.hr/index.html
Development Agency Ivankovo Ltd. for Development and Investment	razvojna.ivankovo@gmail.com	