

Šibenik-Knin County

Šibenik-Knin County is located between Zadar and Split-Dalmatia Counties with a total area of 5,670 km², of which 52.62% is land and 47.37% is sea. The coastal and island area is characterized by exceptional indentation with 259 islands, islets, rocks and reefs, of which 7 are inhabited and 17 are occasionally inhabited. Šibenik-Knin County includes 20 local government units, of which 5 cities (Šibenik, Knin, Drniš, Vodice, and Skradin) and 15 municipalities (Pirovac, Primošten, Rogoznica, Tisno, Tribunj, Bilice, Murter, Promina, Ružić, Unešić, Biskupija, Cijljane, Ervenik, Kijevo and Kistanje) with a total of 96,381 inhabitants (2021.). The city of Šibenik is the largest city and represents the economic, cultural, and administrative center of the county.

In the area of Šibenik-Knin County there are 13 protected areas, of which two are national parks (Krka and Kornati), three nature parks (Velebit, Vrana Lake and Dinara), six significant landscapes (Krka River - upper and lower course, Žutsko-Sitska island group, Vodeni tok and Čikola canyon, Gvozdenuvo-Kamenar and Kanal-Luka) and two natural monuments (Stara straža and Vrela Cetina). Also, in the county there are 61 areas of the NATURA 2000 ecological network. Šibenik-Knin County is rich in tangible and intangible remains of a long history of settlement with 335 protected cultural assets, of which are eight (6 intangible and 2 tangible cultural assets) on the UNESCO World Heritage List. A valuable cultural and tourist resource of the city of Šibenik is the fortification system of 4 fortresses: Barone, St. Michael, St. Nicholas, and St. John, and significant county fortifications are the Knin Fortress and the Gradina Fortress in Drniš.

Šibenik-Knin County has a favorable traffic and geographical position based on a defined existing maritime, road, and railway network. It is connected by the Adriatic Highway to the coast, the main road to Knin and Bosnia and Herzegovina, and the highway to the interior of Croatia—an important road and railway line leading to Zagreb and Split. The port of Šibenik is a port open to public traffic of international importance. Also, its position between the two international airports of Split and Zadar allows for good connections with the rest of Croatia and Europe, which is certainly a favourable factor for the development of tourism and the economy.

The development of the economy of Šibenik-Knin County is focused on trade, tourism, and construction activities, as well as on the processing industry as the most significant economic branch from which the metal production activity makes a significant contribution to the economy. In addition to the leading aluminum industry in the county, there is a shipbuilding and construction materials industry, and larger capacities have been built for the finalization of products from mineral raw materials. The opening of economic zones in all cities in the county, and especially the economic zone "PODI", which has been declared an economic zone of national strategic importance, has enabled faster economic development. Due to its natural values and historical heritage, the area of Šibenik-Knin County has exceptional tourist potential, which is why tourism is the main economic activity. Although tourism is still focused on the coastal zone, investments in tourist capacities in the hinterland will certainly enable the development of new forms of rural tourism. Agriculture and fisheries are of exceptional importance for the economy, given the long tradition of growing Mediterranean crops in plant breeding, livestock breeding, fisheries, and mariculture, as well as the recognition of certain agricultural products (prosciutto, cheese, wine, olive oil, mussels, lamb, etc.).

Thanks to its good geostrategic position and significant investments in economic and transport infrastructure, Šibenik-Knin County is an attractive location for investments by domestic and foreign investors.

[Source: Public institution Development Agency of Šibenik-Knin County, February 2025]

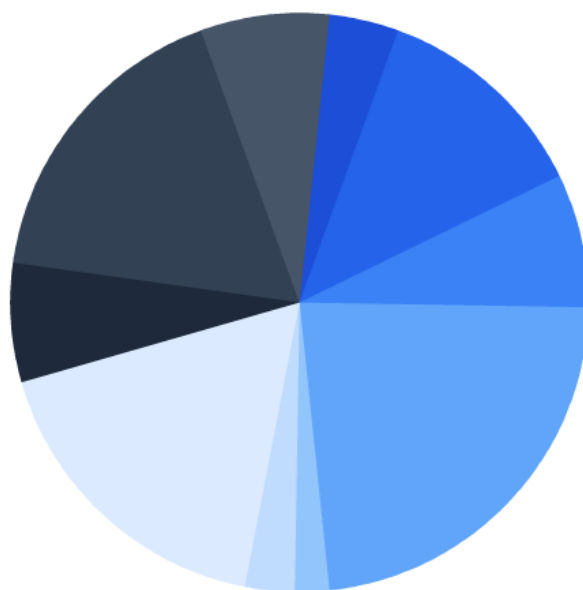
Main Indicators

GDP EUR	1.502.439.405
Population	95.622
Men	47.332
Women	48.290
Age 0-14	12.129
Age 15+	83.493
GDP Per Capita EUR	15.734,25
Area Size km ²	2.984

Source: Central Bureau of Statistics: GDP (2023) Population (2024, Estimate), Area size (2021)

Gross Value Added by Activities

EUR



- Agriculture, forestry and fishing: 12604436.69
- Mining and quarrying and other industries: 52843092.58
- Manufacturing: 150205616.2
- Construction: 94011461.84
- Wholesale and retail trade, transportation, storage, accommodation and food service activities: 287615820.44
- Information and communication: 24326603.44
- Financial and insurance activities: 34639766.3
- Real estate activities: 216674494.44
- Professional, scientific, technical, administrative and support service activities: 82668374.66
- Public administration and defence, education, human health and social work activities: 214088722.8
- Other service activities: 87333378.34

Source: Central Bureau of Statistics, data for 2023

Infrastructure

Motorways km	43
Broadband Connections number and density	24.491 / 64%
Number of issued building permits	264

Source: Central Bureau of Statistics: Motorways (2024), Building permits (2024), Croatian Regulatory Agency for Network Industries: Broadband Connections (Q2 2024)

Investments

	Amount
Foreign Direct Investments million EUR	804

Source: Croatian National Bank, 1993 - 2025

Foreign Direct Investment by Activity

mil. EUR

Activity	Amount
Real estate ownership investments	583,26
Manufacture of rubber and plastic products	72,45
Sports activities and amusement and recreation activities	55,73
Manufacture of other non-metallic mineral products	42,98
Electricity, gas, steam and air conditioning supply	34,52
Other	14,62

Source: Croatian National Bank, 1993 - 2025

Foreign Direct Investment by Country

mil. EUR

Country	Amount
Germany	168,90
Czechia	97,11
Austria	85,62
Slovenia	78,35
Hungary	63,66

Country	Amount
Other	309,92

Source: Croatian National Bank, 1993 - 2025

Gross Investment in new Fixed Assets, by Location of Investment Constructions and Types of Assets

Asset type	Amount (EUR, 000)
Buildings, spaces and structures	126.245
Machinery and equipment with fittings	60.178
Transport equipment	26.692
Cultivated biological resources	4.685
Intellectual property products	2.282
Total	224.810

Source: Central Bureau of Statistics, data for 2024

Biggest Investors

Company	Activity	Website
SOLARIS d.d.	ACCOMMODATION AND FOOD SERVICE ACTIVITIES	http://www.amadriapark.com/hr/
LEMAX d.o.o.	TELECOMMUNICATIONS, COMPUTER PROGRAMMING, CONSULTING, COMPUTER INFRASTRUCTURE AND OTHER INFORMATION SERVICE ACTIVITIES	http://www.lemax.net
VODOVOD I ODVODNJA d.o.o.	WATER SUPPLY; SEWERAGE; WASTE MANAGMENT AND REMEDIATION ACTIVITIES	http://-
OLYMPIA VODICE d.d.	ACCOMMODATION AND FOOD SERVICE ACTIVITIES	http://www.olympiavodice.hr
Impol-TLM d.o.o.	MANUFACTURING	http://ww.impol-tlm.hr
RAČICE d.o.o.	CONSTRUCTION	http://-
OCEAN PLUS d.o.o.	ADMINISTRATIVE AND SUPPORT SERVICE ACTIVITIES	http://-

Company	Activity	Website
DALMATI d.o.o.	ARTS, SPORTS AND RECREATION	http://-
MIAB, d.o.o.	MANUFACTURING	http://-
ISKRA brodogradilište 1 d.o.o.	MANUFACTURING	https://shipyard.iskra.eu/

Source: Financial Agency, data for 2024

Maximum Investment Incentives' Intensity according to the Investment Promotion Act

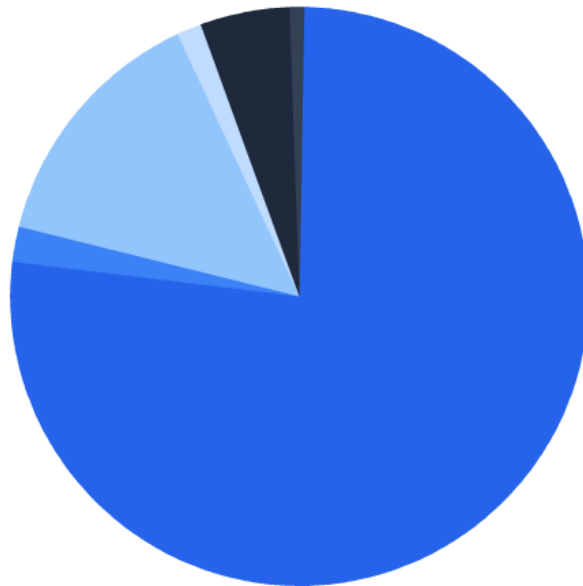
Large enterprises	Medium enterprises	Small and micro-enterprises
40%	50%	60%

Source: 2022-2027 Regional Aid Map for Croatia

International Trade

Export by Activity

000 EUR

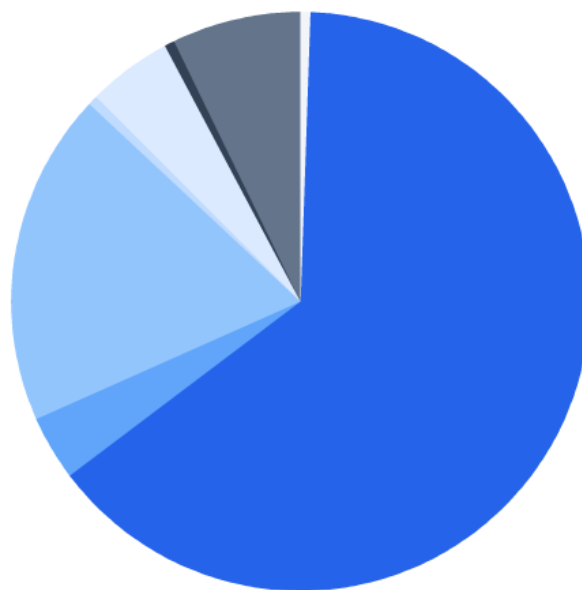


- Agriculture, forestry and fishing: 137
- Mining and quarrying: 88
- Manufacturing: 103630
- Water supply, sewerage, waste management and remediation activities: 2390
- Construction: 254
- Wholesale and retail trade, repair of motor vehicles and motorcycles: 18742
- Transportation and storage: 1659
- Information and communication: 297
- Administrative and support service activities: 6653
- Arts, entertainment and recreation: 897
- Not classified: 17

Source: Central Bureau of Statistics, data for 2024

Import by Activity

000 EUR

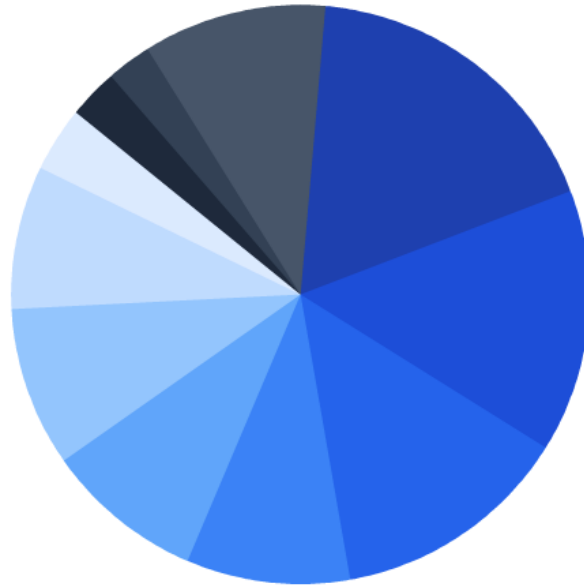


- Agriculture, forestry and fishing: 17
- Mining and quarrying: 1
- Manufacturing: 114330
- Water supply, sewerage, waste management and remediation activities: 9
- Construction: 6214
- Wholesale and retail trade, repair of motor vehicles and motorcycles: 32766
- Transportation and storage: 907
- Accommodation and food service activities: 8312
- Information and communication: 261
- Real estate activities: 694
- Professional, scientific and technical activities: 17
- Administrative and support service activities: 12435
- Education: 50
- Human health and social work activities: 2
- Arts, entertainment and recreation: 108
- Other service activities: 931
- Not classified: 15

Source: Central Bureau of Statistics, data for 2024

Export by Country

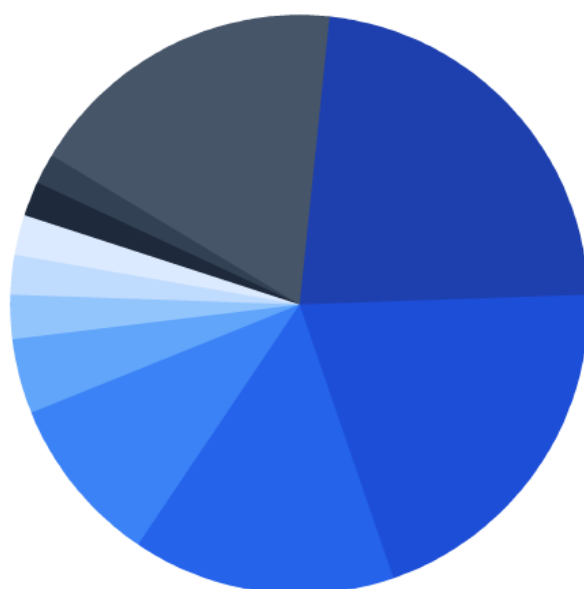
000 EUR



Source: Central Bureau of Statistics, data for 2024

Import by Country

000 EUR



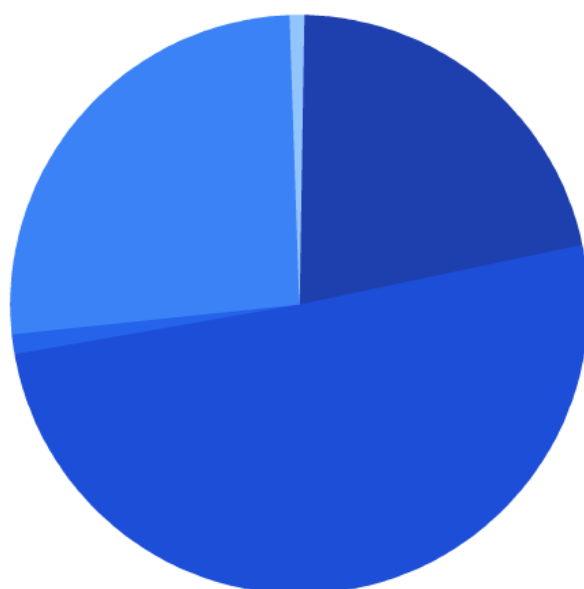
Source: Central Bureau of Statistics, data for 2024

Education

Education level	Number of pupils
Kindergartens and Other Legal Entities Implementing Preschool Education Programmes	3.627
Basic Schools, Beginning of School Year	6.751
Upper Secondary Schools, Beginning of School Year	3.325
Students Enrolled on Professional and University Study, According to Place of Permanent Residence	2.586

Source: Central Bureau of Statistics, data for 2024/2025

Number of High School Students Who Have Completed Their Education



- Grammar schools: 182
- Technical and related schools: 427
- Secondary art schools: 8
- Industrial and crafts schools: 220
- Special secondary schools: 2
- Secondary schools for adults: 7

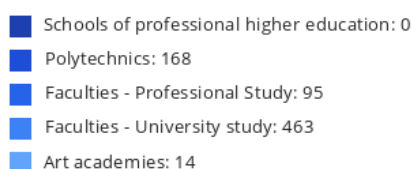
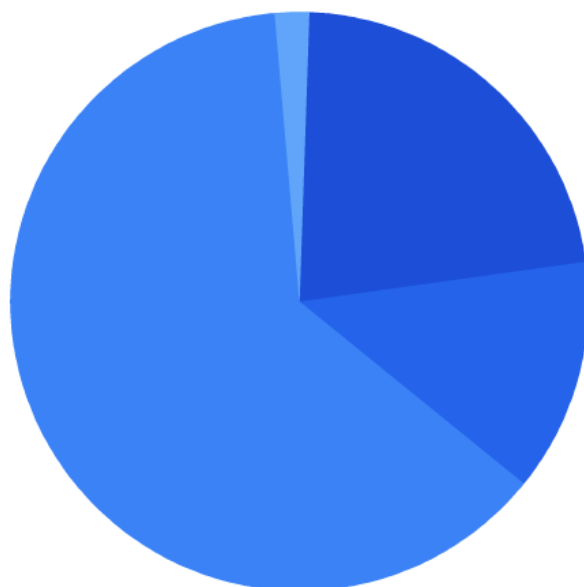
Source: Central Bureau of Statistics, data for 2023/2024

Number of Students and Institutions by Educational Sectors

Educational Sector	Number of Institutions	Number of Students
Economics, trade and business administration	5	443
Mechanical engineering, shipbuilding and metallurgy	3	417
Health and social work	1	361
Electrical engineering and computing	4	360
Tourism and catering	4	353
Transport and logistics	1	326
Personal, security and other services	2	164
Agriculture, food and veterinary	3	147
Construction and geodesy	1	86
Forestry, wood processing and wood processing	1	32

Source: Ministry of Science and Education, data for 2024/2025

Students Who Graduated From University Study or Completed Professional Studys



Source: Central Bureau of Statistics, data for 2024

Institutions of Higher Education and Graduated Students

Name	Students who graduated from or completed university or professional study
Polytechnic Marko Marulić in Knin	62
Polytechnic in Šibenik	230

Source: Central Bureau of Statistics, data for 2021

Business Indicators of Enterprises

Activity	Number of Business Entities	Number of Persons Employed	Average Monthly Gross Earnings per Person in Paid Employment (EUR)
Agriculture, forestry and fishing	105	168	1.446
Mining and quarrying	8	36	1.915
Manufacturing	314	3.353	1.564

Activity	Number of Business Entities	Number of Persons Employed	Average Monthly Gross Earnings per Person in Paid Employment (EUR)
Electricity, gas, steam and air conditioning supply	33	324	2.090
Water supply, sewerage, waste management and remediation activities	36	1.055	1.411
Construction	525	2.217	1.337
Wholesale and retail trade, repair of motor vehicles and motorcycles	488	3.474	1.360
Transportation and storage	143	1.114	1.489
Accommodation and food service activities	495	2.233	1.554
Information and communication	92	342	1.951
Financial and insurance activities	6	423	1.858
Real estate activities	269	158	1.418
Professional, scientific and technical activities	350	715	1.707
Administrative and support service activities	378	569	1.469
Public administration and defence, compulsory social security	146	2.854	2.147
Education	87	2.796	1.913
Human health and social work activities	120	2.574	2.409
Arts, entertainment and recreation	709	1.260	1.704
Other service activities	1.241	521	1.254

Source: Central Bureau of Statistics, data for 2024

Unemployed

	Rate
Unemployment Rate	11,20%

Source: Central Bureau of Statistics, data for 2024

Unemployed by Activity

Activity	Number
Agriculture, forestry and fishing	86
Mining and quarrying	7
Manufacturing	253
Electricity, gas, steam and air conditioning supply	2
Water supply, sewerage, waste management and remediation activities	55
Construction	233
Wholesale and retail trade, repair of motor vehicles and motorcycles	459
Transportation and storage	93
Accommodation and food service activities	636
Information and communication	36
Financial and insurance activities	19
Real estate activities	19
Professional, scientific and technical activities	91
Administrative and support service activities	160
Public administration and defence, compulsory social security	243
Education	99
Human health and social work activities	92
Arts, entertainment and recreation	60
Other service activities	254
Not classified	371
Total	3.268

Source: Croatian Employment Service, data for 2024

Registered unemployed by occupation



■ Military occupations: 1
■ Legislators, officials and directors: 2
■ Scientists, engineers and experts: 339
■ Technicians and professional associates: 462
■ Administrative officers: 383
■ Service and trade occupations: 525
■ Farmers, foresters, fishermen, hunters: 25
■ Occupations in crafts and individual production: 320
■ Plant and machinery operators, industrial manufacturers and product assemblers: 124
■ Simple occupations: 1088

Source: Croatian Employment Service, data for 2024

Support Institutions Contacts

Name	Contact	Website
Public Institution Development Agency of Šibenik-Knin County	rra@rra-sibenik.hr	http://www.rra-sibenik.hr
Adriatic Business Centre - ABC	info@rra-abc.com	http://www.rra-abc.com
Public Institution Local Development Agency Matica	info@lra-matica.hr	http://www.lra-matica.hr
Podi Šibenik d.o.o.	jakov.terzanovic@podi-sibenik.com	http://www.podi-sibenik.com
Trokut Šibenik New Technologies Incubator	info@trokut.eu	http://www.trokut.eu

Name	Contact	Website
Development Innovation Center AluTech	info@alutech.hr	http://www.alutech.hr
Rural Business Incubator Krka Kistanje d.o.o.	inkubator.krka.kistanje@gmail.com	http://www.inkubator-krka.eu
DIH Agrifood Croatia	matija@agrifoodcroatia.com	http://www.agrifoodcroatia.com