

Brod-Posavina County

Brod-Posavina County is a traditional center of industry and entrepreneurship in a strong momentum towards green, innovative, digital economy and satisfied society.

The County is placed in the southern part of the Slavonia region, in the area between Psunj, Požega and Dilj mountain, with river Sava as a natural border with Bosnia and Herzegovina (163 km). It covers an area of 2,030 km², which is 3.59% of the total territory of the Republic of Croatia (56,542 km²) and is 14th largest county. It is one of the narrowest and longest counties bordering Vukovar-Srijem County in the east, Osijek-Baranja County in the north, Požega-Slavonia County in the north, and Sisak-Moslavina County in the west. The county is an area with a moderate continental climate. Water, forests and fertile soil, navigable river and European road corridors are natural conditions that enable the development of economy, transport, trade and culture.

The County consists of 28 local self-government units: 2 cities and 26 municipalities. The center of the County is the City of Slavonski Brod where live more than a third of all County residents and where is concentrated most of the social and economic life. The second town in the Brod-Posavina County is City of Nova Gradiška, which is the center of the western part of the county.

The main competitive advantage of Brod-Posavina County is its extraordinary geostrategic position. County is located at the intersection of two European transport corridors:

1 Pan-European corridor X which connects Western Europe with South-Eastern Europe and the Middle East and Pan-European corridor Vc which connects northern and eastern Europe with the Adriatic Sea. Railway, road and waterways, telecommunication, network and an oil pipeline pass through the county. The four main cities (Zagreb, Budapest, Belgrade and Sarajevo) are located within a radius of 350 km from Slavonski Brod, center city of the County. The nearest airports are Osijek Airport, located 90 km away, and Franjo Tuđman Airport, located 180 km from Slavonski Brod. In Slavonski Brod, there is Jelas Airfield, intended for sports and recreational purposes, which is one of 28 registered airfields in the Republic of Croatia. In the municipality of Garčin, there is a sports airstrip. The Sava River, which also represents a natural border with Bosnia and Herzegovina, enables river traffic with Central and Southern Europe as the most cost-effective way of transporting. The port of Slavonski Brod is connected by road and rail infrastructure to international infrastructure corridors.

According to the 2021 Population Census the current population of County is 130.782 which is 3.4% of the total population of Croatia. Population density according to Croatian Bureau of Statistics estimates 64.4 inhabitants/km².

Cost competitiveness, in terms of initial investment costs, utility service prices, and wages, provides a significant advantage that positions Croatia and Brodsko-posavska County as an attractive destination for business expansion and market share growth.

According to Financial agency, there are 2.520 active companies in Brod-Posavina County in 2023 with 21,702 employees. The most represented business activities in the County are: manufacturing industry, trade, construction and agriculture, forestry and fishing. The most important economic activity is manufacturing industry where dominate metal processing companies, wood processing and furniture production, chemical and food products production. The manufacturing industry also has the largest share in export incoms. Entrepreneurs from the Brod-Posavina County mostly export to Germany, Italy, Serbia, Bosnia and Herzegovina and Austria.

The strengths of Brodsko-posavska County's economy are reflected in its favorable geographical

position, the presence of entrepreneurial support institutions, a tradition in the metal processing industry, and the wealth of natural resources and cultural heritage and traditions.

Long-standing tradition and professional workforce in certain industries represent a significant development potential. Education and science are key factors in the development of the County, where competence centers in vocational education and the University of Slavonski Brod, whose educational programs are focused on cooperation with the economic sector, play a special role. Additionally, previous investments in education in the metal, wood and agricultural sectors contribute to economic development.

The entrepreneurial support infrastructure of the Brod-Posavina County consists of 35 economic zones of various sizes and levels of equipment and five entrepreneurial support institutions.

Thanks to its strategic position, developed infrastructure, strong industrial tradition and continuous investments in education and innovation, Brod-Posavina County represents a dynamic economic center with high investment attractiveness and sustainable development potential.

[Source: The center for development of Brod - Posavina County, March 2025]

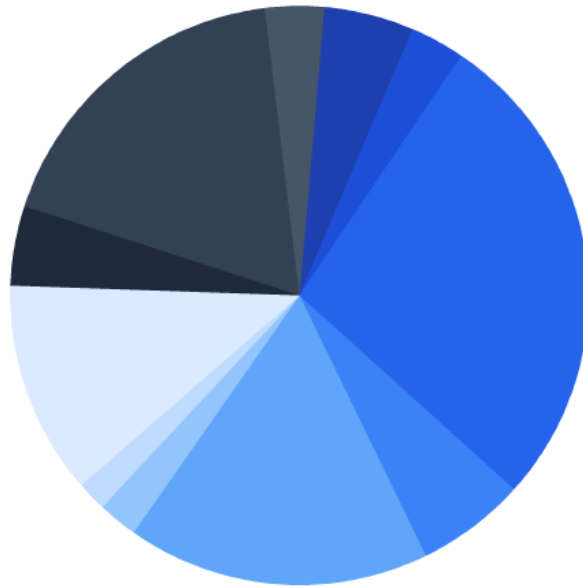
Main Indicators

GDP EUR	1.670.541.717
Population	126.444
Men	62.711
Women	63.733
Age 0-14	17.499
Age 15+	108.945
GDP Per Capita EUR	13.241,43
Area Size km ²	2.027

Source: Central Bureau of Statistics: GDP (2023), Population (2024, Estimate), Area size (2021)

Gross Value Added by Activities

EUR



- Agriculture, forestry and fishing: 87319756.07
- Mining and quarrying and other industries: 39492725.97
- Manufacturing: 378268382.8
- Construction: 84481766.29
- Wholesale and retail trade, transportation, storage, accommodation and food service activities: 234097671.14
- Information and communication: 29963142.37
- Financial and insurance activities: 23288832.08
- Real estate activities: 166894489.96
- Professional, scientific, technical, administrative and support service activities: 60972027.36
- Public administration and defence, education, human health and social work activities: 249895041.16
- Other service activities: 42980267.07

Source: Central Bureau of Statistics, data for 2023

Infrastructure

Motorways km	129
Broadband Connections number and density	26.355 / 56%
Number of issued building permits	271

Source: Central Bureau of Statistics: Motorways (2024), Building permits (2024), Croatian Regulatory Agency for Network Industries: Broadband Connections (Q2 2024)

Investments

	Amount
Foreign Direct Investments million EUR	282

Source: Croatian National Bank, 1993 - 2025

Foreign Direct Investment by Activity

mil. EUR

Activity	Amount
Manufacture of food products	165,81
Manufacture of finished metal products, except machinery and equipment	66,04
Architectural and engineering activities; technical testing and analysis	14,40
Information service activities	10,41
Beverage production	9,73
Other	15,64

Source: Croatian National Bank, 1993 - 2025

Foreign Direct Investment by Country

mil. EUR

Country	Amount
Belgium	181,55
Germany	50,26
Austria	43,90
British Virgin Islands	16,30
Italy	13,21
Other	-24,18

Source: Croatian National Bank, 1993 - 2025

Gross Investment in new Fixed Assets, by Location of Investment Constructions and Types of Assets

Asset type	Amount (EUR, 000)
Buildings, spaces and structures	148.348
Machinery and equipment with fittings	50.796
Transport equipment	15.217
Cultivated biological resources	6.336
Intellectual property products	3.606
Total	226.545

Source: Central Bureau of Statistics, data for 2024

Biggest Investors

Company	Activity	Website
CHROMOS-SVJETLOST d.o.o.	MANUFACTURING	http://www.chromos-svjetlost.hr
ĐURO ĐAKOVIĆ MONTAŽA d.o.o.	MANUFACTURING	http://www.ddmontaza.hr
EMPWR d.o.o.	MANUFACTURING	http://www.empwrnutrition.com
ĐURO ĐAKOVIĆ SPECIJALNA VOZILA d.d.	MANUFACTURING	http://www.dds.hr
HIDROMONT INDUSTRIJSKA MONTAŽA d.o.o.	MANUFACTURING	http://www.hidromontgroup.hr
SLAVONIJA DI d. o. o.	MANUFACTURING	http://www.slavonia-di.hr
VODOVOD d.o.o.	WATER SUPPLY; WASTEWATER REMOVAL, WASTE MANAGEMENT AND ENVIRONMENTAL SANITATION	http://www.vodovod-sb.hr
ARMORIS d.o.o.	WHOLESALE AND RETAIL TRADE	http://-
AUTODOM-VIDAKOVIĆ d.o.o.	OTHER SERVICE ACTIVITIES	http://www.vidakovic.hr
VLADIMIR MALČIĆ, OPG VLADIMIR MALČIĆ	POSLOVNI SUBJEKT BEZ OZNAKE DJELATNOSTI	http://-

Source: Financial Agency, data for 2024

Maximum Investment Incentives' Intensity according to the Investment Promotion Act

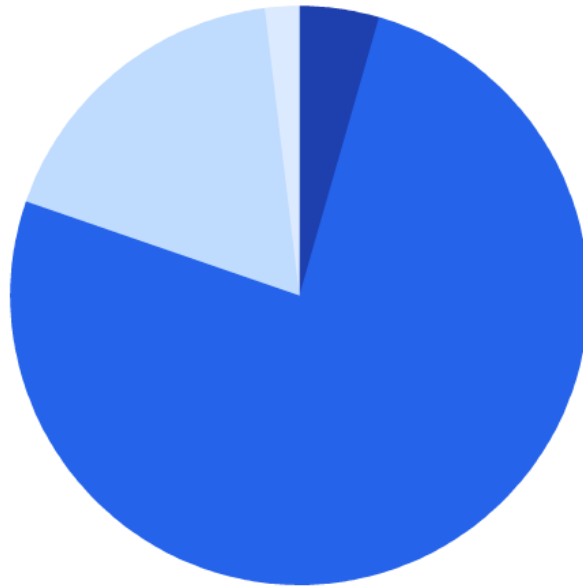
Large enterprises	Medium enterprises	Small and micro-enterprises
50%	60%	70%

Source: 2022-2027 Regional Aid Map for Croatia

International Trade

Export by Activity

000 EUR

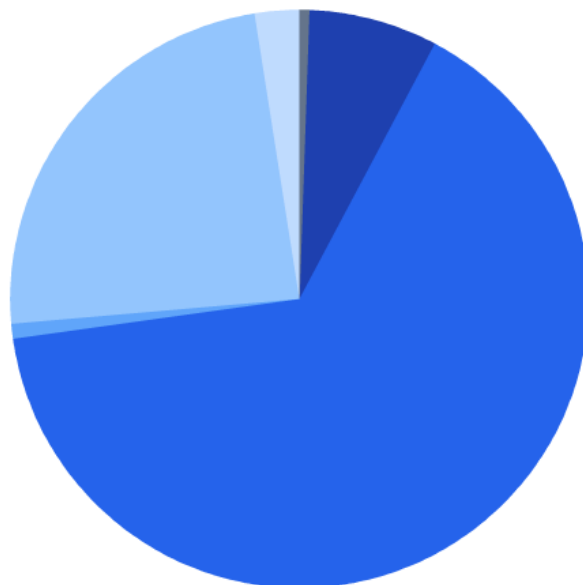


- Agriculture, forestry and fishing: 25244
- Mining and quarrying: 15
- Manufacturing: 437401
- Electricity, gas, steam and air conditioning supply: 160
- Water supply, sewerage, waste management and remediation activities: 258
- Construction: 1258
- Wholesale and retail trade, repair of motor vehicles and motorcycles: 102423
- Transportation and storage: 11179
- Information and communication: 5
- Professional, scientific and technical activities: 43
- Administrative and support service activities: 145
- Not classified: 56

Source: Central Bureau of Statistics, data for 2024

Import by Activity

000 EUR

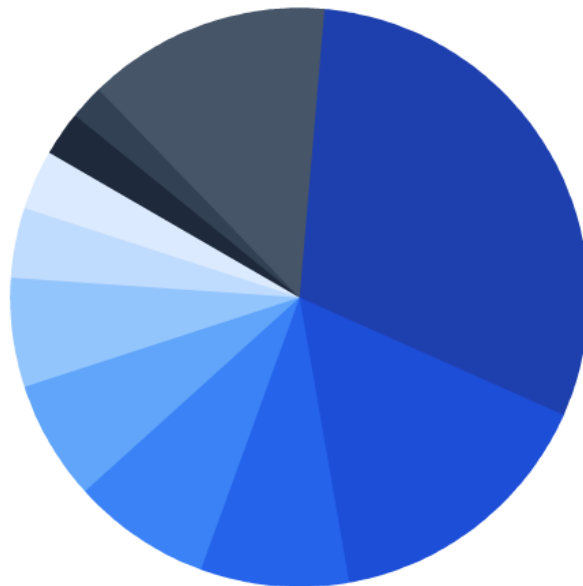


- Agriculture, forestry and fishing: 38261
- Mining and quarrying: 331
- Manufacturing: 324582
- Water supply, sewerage, waste management and remediation activities: 29
- Construction: 4170
- Wholesale and retail trade, repair of motor vehicles and motorcycles: 118688
- Transportation and storage: 11839
- Accommodation and food service activities: 595
- Information and communication: 3
- Real estate activities: 3
- Professional, scientific and technical activities: 712
- Administrative and support service activities: 1792
- Human health and social work activities: 1
- Arts, entertainment and recreation: 82
- Other service activities: 47
- Not classified: 79

Source: Central Bureau of Statistics, data for 2024

Export by Country

000 EUR

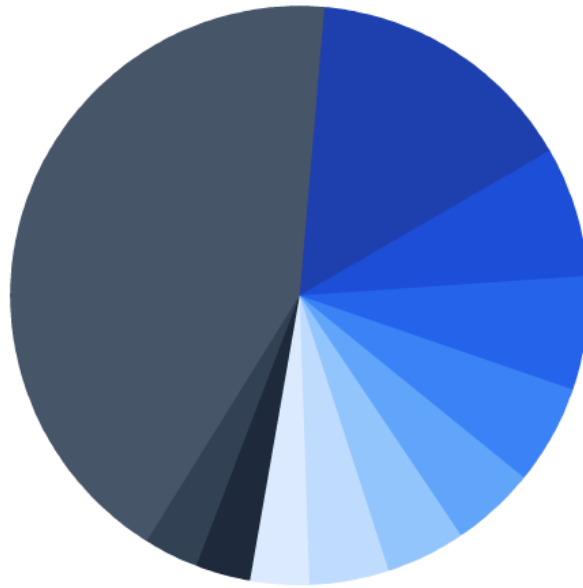


- Germany: 182613
- Italy: 89356
- Bosnia & Herzegovina: 47182
- Hungary: 44008
- France: 36978
- Serbia: 34590
- Belgium: 22410
- Austria: 18896
- Slovenia: 13263
- Romania: 10894
- Other: 77999

Source: Central Bureau of Statistics, data for 2024

Import by Country

000 EUR



- Germany: 107794
- Italy: 46659
- Belgium: 40200
- Slovenia: 36252
- Denmark: 29726
- Netherlands: 29012
- Hungary: 28018
- Czechia: 21535
- Bosnia & Herzegovina: 19719
- Austria: 18846
- Other: 277905

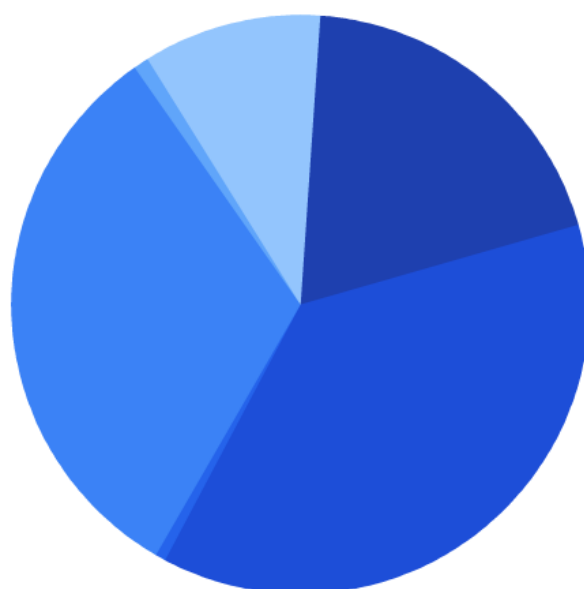
Source: Central Bureau of Statistics, data for 2024

Education

Education level	Number of pupils
Kindergartens and Other Legal Entities Implementing Preschool Education Programmes	4.031
Basic Schools, Beginning of School Year	9.663
Upper Secondary Schools, Beginning of School Year	4.745
Students Enrolled on Professional and University Study, According to Place of Permanent Residence	2.741

Source: Central Bureau of Statistics, data for 2024/2025

Number of High School Students Who Have Completed Their Education



- Grammar schools: 273
- Technical and related schools: 498
- Secondary art schools: 4
- Industrial and crafts schools: 427
- Secondary schools for adults: 10
- Secondary schools for adults: 131

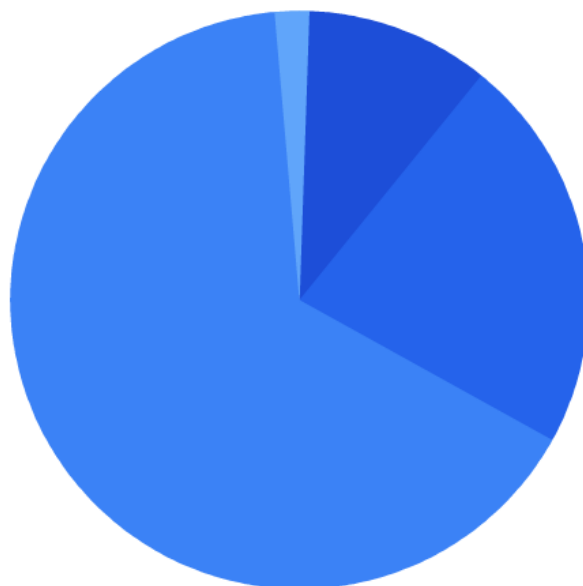
Source: Central Bureau of Statistics, data for 2023/2024

Number of Students and Institutions by Educational Sectors

Educational Sector	Number of Institutions	Number of Students
Mechanical engineering, shipbuilding and metallurgy	4	740
Electrical engineering and computing	3	574
Health and social work	1	458
Economics, trade and business administration	3	444
Tourism and catering	3	335
Agriculture, food and veterinary	2	323
Construction and geodesy	3	251
Personal, security and other services	2	203
Transport and logistics	2	150
Textiles and leather	2	109
Forestry, wood processing and treatment	3	104

Source: Ministry of Science and Education, data for 2024/2025

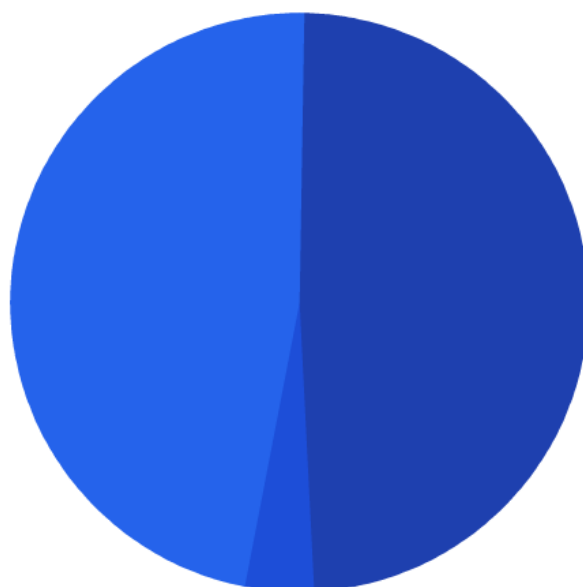
Students Who Graduated From University Study or Completed Professional Studys



- Schools of professional higher education: 0
- Polytechnics: 112
- Faculties - Professional Study: 232
- Faculties - University study: 684
- Art academies: 18

Source: Central Bureau of Statistics, data for 2024

Students Enrolled at Institutions of Higher Education, by Scientific and Artistic Fields of Study



- Engineering: 993
- Biotechnical sciences: 76
- Social sciences: 952

Source: Central Bureau of Statistics, data for 2022/2023

Institutions of Higher Education and Graduated Students

Name	Students who graduated from or completed university or professional study
Polytechnic in Slavonski Brod	523

Source: Central Bureau of Statistics, data for 2021

Business Indicators of Enterprises

Activity	Number of Business Entities	Number of Persons Employed	Average Monthly Gross Earnings per Person in Paid Employment (EUR)
Agriculture, forestry and fishing	122	573	1.652
Mining and quarrying	6	60	1.517
Manufacturing	547	9.662	1.341
Electricity, gas, steam and air conditioning supply	19	347	1.824
Water supply, sewerage, waste management and remediation activities	18	666	1.371
Construction	592	3.318	1.356
Wholesale and retail trade, repair of motor vehicles and motorcycles	495	3.211	1.313
Transportation and storage	214	1.675	1.416
Accommodation and food service activities	144	635	1.227
Information and communication	114	670	1.823
Financial and insurance activities	21	411	1.838
Real estate activities	44	56	1.429

Activity	Number of Business Entities	Number of Persons Employed	Average Monthly Gross Earnings per Person in Paid Employment (EUR)
Professional, scientific and technical activities	336	983	1.639
Administrative and support service activities	94	634	1.210
Public administration and defence, compulsory social security	93	2.498	2.044
Education	93	3.336	1.946
Human health and social work activities	144	2.899	2.448
Arts, entertainment and recreation	675	396	1.380
Other service activities	1.296	303	1.181

Source: Central Bureau of Statistics, data for 2024

Unemployed

	Rate
Unemployment Rate	11,40%

Source: Central Bureau of Statistics, data for 2024

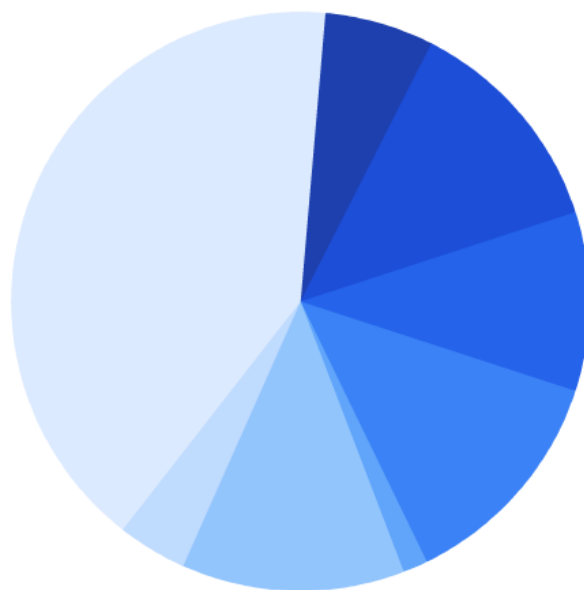
Unemployed by Activity

Activity	Number
Agriculture, forestry and fishing	156
Mining and quarrying	6
Manufacturing	734
Electricity, gas, steam and air conditioning supply	3
Water supply, sewerage, waste management and remediation activities	58
Construction	322
Wholesale and retail trade, repair of motor vehicles and motorcycles	443

Activity	Number
Transportation and storage	100
Accommodation and food service activities	413
Information and communication	31
Financial and insurance activities	25
Real estate activities	11
Professional, scientific and technical activities	119
Administrative and support service activities	178
Public administration and defence, compulsory social security	466
Education	153
Human health and social work activities	196
Arts, entertainment and recreation	27
Other service activities	287
Not classified	781
Total	4.509

Source: Croatian Employment Service, data for 2024

Registered unemployed by occupation



- Scientists, engineers and experts: 336
- Technicians and professional associates: 553
- Administrative officers: 443
- Service and trade occupations: 566
- Farmers, foresters, fishermen, hunters: 52
- Occupations in crafts and individual production: 554
- Plant and machinery operators, industrial manufacturers and product assemblers: 171
- Simple occupations: 1832

Source: Croatian Employment Service, data for 2024

Support Institutions Contacts

Name	Contact	Website
The center for development of Brod - Posavina County	ctr@ctr.hr	https://www.ctr.hr/en/
Development Agency of Slavonski Brod	info@ra-sb.hr	https://ra-sb.hr/
Center of competences for advanced engineering	info@cekomng.hr	https://cekomng.hr/
Industrial park Nova Gradiška	info@ipng.hr	https://www.ipng.hr/?lang=en
Technology incubator Nova Gradiška	info@ipng.hr	https://www.tin.ipng.hr/?lang=en
Croatian Chamber of Economy - Slavonski Brod County Chamber	hgksb@hgk.hr	https://hgk.hr/zupanijska-komora-slavonski-brod
Croatian Chamber of Trade and Crafts - County Chamber Slavonski Brod	kontakt@okbp.hr	https://okbp.hr/
Brod-Posavina County - Administrative Department for Economy and Agriculture	zburazovic@bpz.hr	https://www.bpz.hr/upravna-tijela/upravni-odjel-za-gospodarstvo-i-poljoprivredu/o-nama

Name	Contact	Website
Institute for Spatial Planning of Brod-Posavina County	zavod@bpzzpu.hr	https://www.bpzzpu.hr/
Croatian Employment Service - Regional Office Slavonski Brod	HZZ.SlavonskiBrod@hzz.hr	https://www.hzz.hr/kontakti/podrucne-sluzbe-i-uredi/podrucni-ured-slavonski-brod/