

Sisak-Moslavina County

Sisak-Moslavina County is located in the southern part of the central part of the Republic of Croatia, in the area where Pannonian Croatia and Gorska Croatia meet. The county borders Zagreb, Karlovac, Bjelovar-Bilogora, Brod-Posavina and Požega-Slavonia counties, and in the south with Bosnia and Herzegovina. It includes Posavina, Banovina, Moslavina and parts of Kordun and Slavonia.

Sisak-Moslavina County is a transport hub and, due to its favorable natural and transport-geographical position, is exceptionally well connected with other parts of the Republic of Croatia, as well as neighboring countries.

Sisak-Moslavina County has an area of 4468 km² and is among the largest counties in the Republic of Croatia by area, occupying about 7.9% of the land area of the Republic. In the structure of the total area, the largest share is agricultural land (52%), followed by forest land (44%) and barren land (4%). Such a favorable land structure represents a significant economic resource for Sisak-Moslavina County.

The population of Sisak-Moslavina County is 140,549.

The area of Sisak-Moslavina County can be divided into three geographical units:

- a) mountainous areas (areas of Zrinska, Trgovska, Petrova and parts of Moslavina Gora)
- b) hilly and hilly areas (Banovina, Moslavina, Vukomeričke gorice and Psunj)
- c) areas of river valleys, terraces and floodplains (plains of Posavina and Pokuplje).

According to the current territorial organization, there are 19 local government units in the county: 7 cities: Sisak, Glina, Hrvatska Kostajnica, Kutina, Novska, Petrinja and Popovača, 12 municipalities: Donji Kukuruzari, Dvor, Gvozd, Hrvatska Dubica, Jasenovac, Lekenik, Lipovljani, Majur, Martinska Ves, Sunja, Topusko and Velika Ludina and 456 settlements.

The political, administrative, economic and cultural centre of the county is the city of Sisak.

The main economic activities in the county are industry, with a special emphasis on energy, oil, petrochemical and chemical industries, metallurgy and metal processing, food industry, agriculture and forestry, trade, catering, construction, transport and communications. Recently, the county has seen the development and application of sophisticated technologies in the electronics industry, and there has also been a significant development of the pharmaceutical industry. Other economic activities and crafts are also represented to a lesser extent.

An undoubted reflection of the successful continuity of the Sisak-Moslavina County economy on the foreign market is evident from the data on trade in goods, which in recent years has recorded a constant surplus of goods and a high coverage of imports by exports. The share of Sisak-Moslavina County's exports abroad in the total exports of the Republic of Croatia is around 3.3%, while the share of the county's imports in the total imports of the Republic of Croatia is around 1.2%. The most important trading partners in the exports of Sisak-Moslavina County are still the countries of the European Union (Austria, Italy, Germany), followed by the countries in the region (Serbia, Bosnia and Herzegovina). According to the National Classification of Activities, the most important export activity in Sisak-Moslavina County is the manufacturing industry, which generates almost 98% of total exports, mostly in the field of production of chemicals and chemical products, then in the production of computers, followed by metal production, food and beverage production, and processing of wood and wood products (except furniture).

The preservation of the area, the sparse population of the county and the preserved traditional architectural heritage provide great development opportunities in the development of selective forms of tourism in Sisak-Moslavina County, some of which are already successfully developing, such as health tourism, hunting tourism, village and rural tourism, cyclotourism, wine and gastrotourism, however, the tourist offer is not sufficiently designed and the tourist potential is not sufficiently utilized.

A special feature of the SMC and the reason why tourists come to its area are the rich sources of hyperthermal medicinal water in Topusko, around which prehistoric Kolap people, ancient Romans, medieval nobles, kings and Habsburg emperors, and up to the present day, people eager for health, gathered. Geothermal sources represent great economic potential for every region.

The entire area of the county is characterized by very diverse and attractive natural landscapes, such as the Lonjsko Polje Nature Park, a significant tourist destination in the county. The uniqueness of the Nature Park lies in the richness of plant and animal life, architectural heritage and traditional agriculture and livestock farming. It extends over 506 km² of predominantly wetland area consisting of three fields: Lonjsko, Mokro and Poganovo.

According to the area of agricultural land in Sisak-Moslavina County, which is 236,883 hectares or 53% of the area of the county, it is in second place in the Republic of Croatia, right after Osijek-Baranja County. Of this amount, 190,429 hectares are registered as arable land. Sisak-Moslavina County allocates significant funds for the development of organic agriculture, and the justification of the incentives is evidenced by the increase in the number of organic agricultural producers in the county, which is among the first in the Republic of Croatia in terms of the number of producers in organic production.

[Regional Coordinator of Sisak-Moslavina County, April 2025]

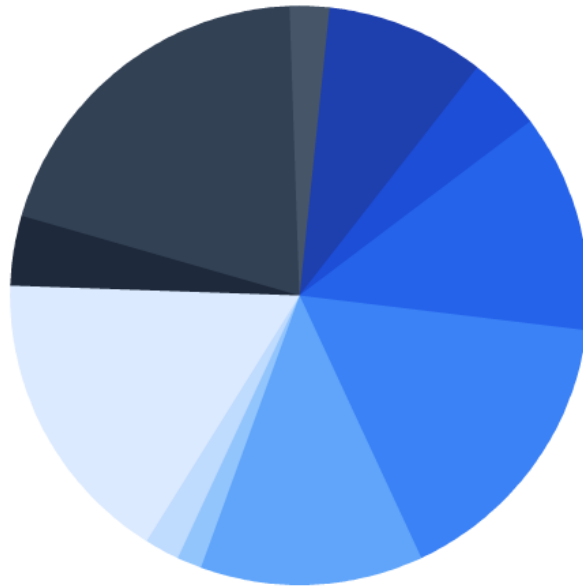
Main Indicators

GDP EUR	2.049.723.954
Population	134.663
Men	66.435
Women	68.228
Age 0-14	17.335
Age 15+	117.328
GDP Per Capita EUR	15.269,55
Area Size km ²	4.468

Source: Central Bureau of Statistics: GDP (2023), Population (2024, Estimate), Area size (2021)

Gross Value Added by Activities

EUR



- Agriculture, forestry and fishing: 177713145.83
- Mining and quarrying and other industries: 70121611.83
- Manufacturing: 207116316.61
- Construction: 273355485.2
- Wholesale and retail trade, transportation, storage, accommodation and food service activities: 212716123.14
- Information and communication: 23196133.02
- Financial and insurance activities: 29230752.09
- Real estate activities: 283389838.37
- Professional, scientific, technical, administrative and support service activities: 62455136.74
- Public administration and defence, education, human health and social work activities: 338712216.54
- Other service activities: 36889111.29

Source: Central Bureau of Statistics, data for 2023

Infrastructure

Motorways km	75
Broadband Connections number and density	26.073 / 49%
Number of issued building permits	302

Source: Central Bureau of Statistics: Motorways (2024), Building permits (2024), Croatian Regulatory Agency for Network Industries: Broadband Connections (Q2 2024)

Investments

	Amount
Foreign Direct Investments million EUR	145

Source: Croatian National Bank, 1993 - 2025

Foreign Direct Investment by Activity

mil. EUR

Activity	Amount
Manufacture of food products	51,42
Manufacture of other non-metallic mineral products	42,31
Manufacture of basic metals	34,27
Manufacture of wood and of products of wood and cork, except furniture; manufacture of articles of straw and plaiting materials	17,14
Construction of buildings	14,49
Other	-14,22

Source: Croatian National Bank, 1993 - 2025

Foreign Direct Investment by Country

mil. EUR

Country	Amount
Italy	132,11
Switzerland	98,29
Luxembourg	63,65
Germany	56,47
Austria	16,32
Other	-108,48

Source: Croatian National Bank, 1993 - 2025

Gross Investment in new Fixed Assets, by Location of Investment Constructions and Types of Assets

Asset type	Amount (EUR, 000)
Buildings, spaces and structures	379.911
Machinery and equipment with fittings	84.739
Transport equipment	8.784
Cultivated biological resources	12.136
Intellectual property products	16.373
Total	512.100

Source: Central Bureau of Statistics, data for 2024

Biggest Investors

Company	Activity	Website
VODE BANOVINE d.o.o.	WATER SUPPLY; SEWERAGE; WASTE MANAGEMENT AND REMEDICATION ACTIVITIES	http://www.vode-banovine.hr
FD-RAS d.o.o.	MANUFACTURING	http://-
PETROKEMIJA, d.d.	MANUFACTURING	http://www.petrokemija.hr
GAVRILOVIĆ d.o.o.	MANUFACTURING	http://www.gavrilovic.hr
ABS SISAK d.o.o.	MANUFACTURING	https://www.absacciai.com/hr/abs-sisak/
QUERCUS-ENERGIJA d.o.o.	ELECTRICITY, GAS, STEAM AND AIR CONDITIONING SUPPLY	http://-
MOSLAVINA d.o.o.	WATER SUPPLY; SEWERAGE; WASTE MANAGEMENT AND REMEDICATION ACTIVITIES	https://moslavina-kutina.hr
RETAIL PARK PIGIK PETRINJA d.o.o.	REAL ESTATE ACTIVITIES	http://-
TDK CROATIA d.o.o.	MANUFACTURING	http://www.tdk-electronics.tdk.com
KOMUNALAC PETRINJA d.o.o.	WATER SUPPLY; SEWERAGE; WASTE MANAGEMENT AND REMEDICATION ACTIVITIES	http://www.komunalac-petrinja.hr

Source: Financial Agency, data for 2024

Maximum Investment Incentives' Intensity according to the Investment Promotion Act

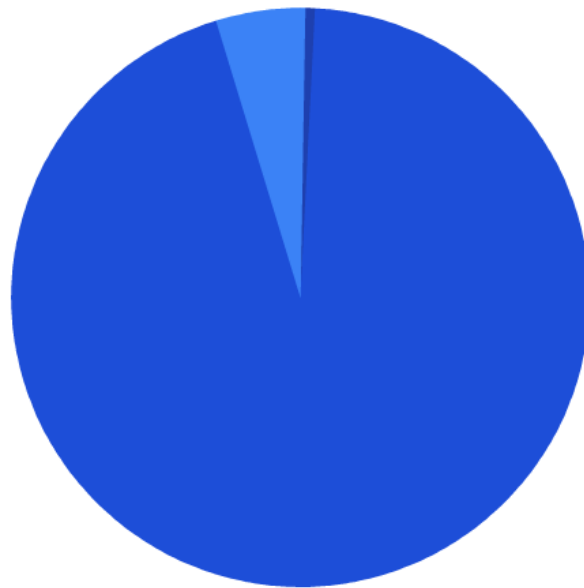
Large enterprises	Medium enterprises	Small and micro-enterprises
60%	70%	75%

Source: 2022- 2027 Regional Aid Map for Croatia (Sisak - Moslavina County: Large enterprises = STEP 70%, Medium enterprises = STEP 75%, Small and micro-enterprises = STEP 75%)

International Trade

Export by Activity

000 EUR

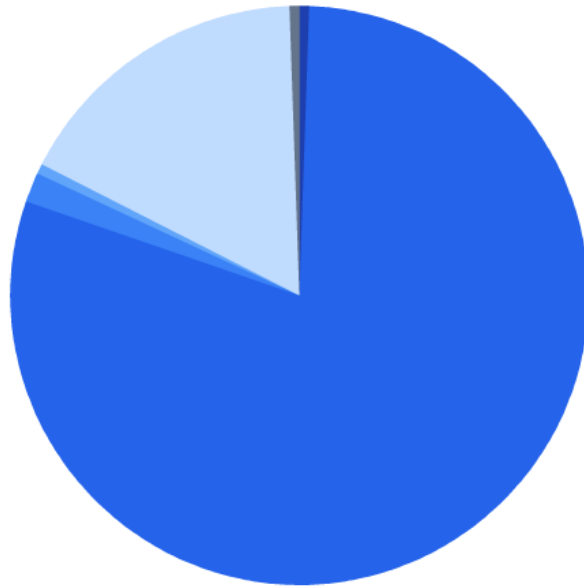


- Agriculture, forestry and fishing: 3502
- Manufacturing: 530876
- Construction: 338
- Wholesale and retail trade, repair of motor vehicles and motorcycles: 27240
- Transportation and storage: 732
- Accommodation and food service activities: 8
- Information and communication: 32
- Professional, scientific and technical activities: 11
- Administrative and support service activities: 1
- Arts, entertainment and recreation: 5
- Other service activities: 15
- Not classified: 64

Source: Central Bureau of Statistics, data for 2024

Import by Activity

000 EUR

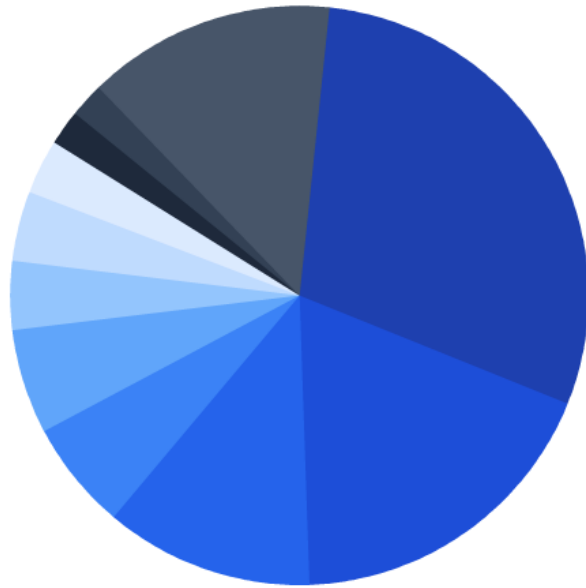


- Agriculture, forestry and fishing: 2119
- Mining and quarrying: 40
- Manufacturing: 309742
- Electricity, gas, steam and air conditioning supply: 5642
- Water supply, sewerage, waste management and remediation activities: 1838
- Construction: 1034
- Wholesale and retail trade, repair of motor vehicles and motorcycles: 65060
- Transportation and storage: 141
- Accommodation and food service activities: 144
- Information and communication: 103
- Real estate activities: 14
- Professional, scientific and technical activities: 2154
- Administrative and support service activities: 514
- Education: 2
- Arts, entertainment and recreation: 65
- Other service activities: 97
- Not classified: 99

Source: Central Bureau of Statistics, data for 2024

Export by Country

000 EUR

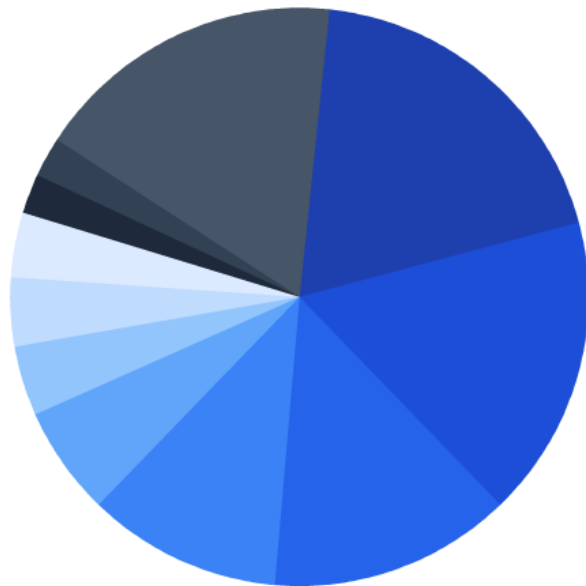


- Italy: 173797
- Austria: 102883
- Germany: 64661
- Slovenia: 32972
- Bosnia & Herzegovina: 32056
- Serbia: 20377
- China: 20331
- Romania: 16811
- Belgium: 10733
- Turkey: 10318
- Other: 77884

Source: Central Bureau of Statistics, data for 2024

Import by Country

000 EUR



- Austria: 79939
- Germany: 65593
- Italy: 51895
- Slovenia: 41833
- Hungary: 22728
- Bosnia & Herzegovina: 15032
- Spain: 14470
- China: 13376
- Poland: 8086
- France: 7907
- Other: 67949

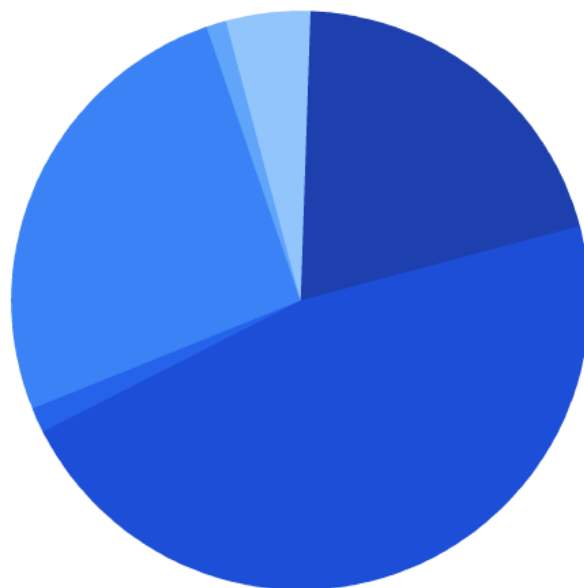
Source: Central Bureau of Statistics, data for 2024

Education

Education level	Number of pupils
Kindergartens and Other Legal Entities Implementing Preschool Education Programmes	4.355
Basic Schools, Beginning of School Year	9.808
Upper Secondary Schools, Beginning of School Year	4.222
Students Enrolled on Professional and University Study, According to Place of Permanent Residence	2.717

Source: Central Bureau of Statistics, data for 2024/2025

Number of High School Students Who Have Completed Their Education



- Grammar schools: 212
- Technical and related schools: 476
- Secondary art schools: 13
- Industrial and crafts schools: 262
- Special secondary schools: 9
- Secondary schools for adults: 48

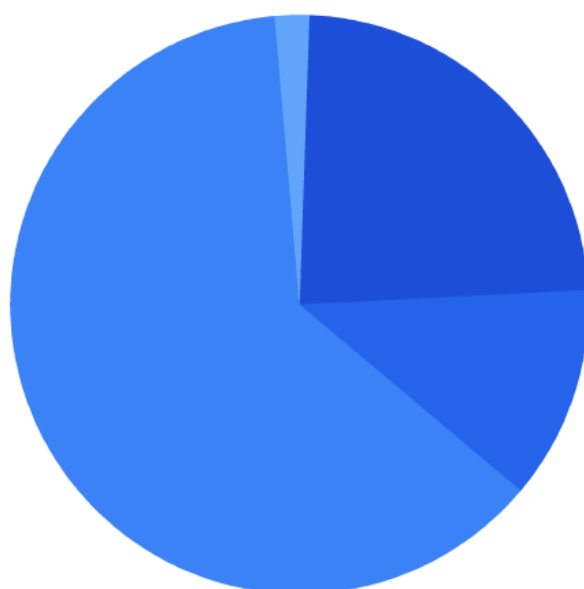
Source: Central Bureau of Statistics, data for 2023/2024

Number of Students and Institutions by Educational Sectors

Educational Sector	Number of Institutions	Number of Students
Electrical engineering and computing	5	698
Economics, trade and business administration	6	640
Health and social work	3	499
Mechanical engineering, shipbuilding and metallurgy	5	490
Tourism and catering	3	204
Construction and geodesy	1	163
Transport and logistics	1	149
Agriculture, food and veterinary	2	120
Forestry and wood processing	3	91
Personal, security and other services	2	88
Geology, mining, petroleum and chemical technology	1	63
Graphic technology and audio-visual design	1	55
Textiles and leather	1	19

Source: Ministry of Science and Education, data for 2024/2025

Students Who Graduated From University Study or Completed Professional Studies



- Schools of professional higher education: 0
- Polytechnics: 213
- Faculties - Professional Study: 104
- Faculties - University study: 551
- Art academies: 17

Source: Central Bureau of Statistics, data for 2024

Institutions of Higher Education and Graduated Students

Name	Students who graduated from or completed university or professional study
Faculty of Metallurgy, Sisak	23

Source: Central Bureau of Statistics, data for 2021

Business Indicators of Enterprises

Activity	Number of Business Entities	Number of Persons Employed	Average Monthly Gross Earnings per Person in Paid Employment (EUR)
Agriculture, forestry and fishing	211	923	1.614
Mining and quarrying	9	162	1.932
Manufacturing	477	6.729	1.553
Electricity, gas, steam and air conditioning supply	26	424	2.044

Activity	Number of Business Entities	Number of Persons Employed	Average Monthly Gross Earnings per Person in Paid Employment (EUR)
Water supply, sewerage, waste management and remediation activities	43	1.102	1.417
Construction	632	2.860	1.358
Wholesale and retail trade, repair of motor vehicles and motorcycles	500	3.798	1.371
Transportation and storage	182	1.488	1.594
Accommodation and food service activities	219	804	1.243
Information and communication	160	454	2.116
Financial and insurance activities	9	407	1.947
Real estate activities	52	82	1.404
Professional, scientific and technical activities	363	753	1.702
Administrative and support service activities	105	779	1.193
Public administration and defence, compulsory social security	167	4.355	2.130
Education	107	3.899	1.895
Human health and social work activities	152	3.237	2.150
Arts, entertainment and recreation	641	427	1.515
Other service activities	1.619	419	1.240

Source: Central Bureau of Statistics, data for 2024

Unemployed

	Rate
Unemployment Rate	13,20%

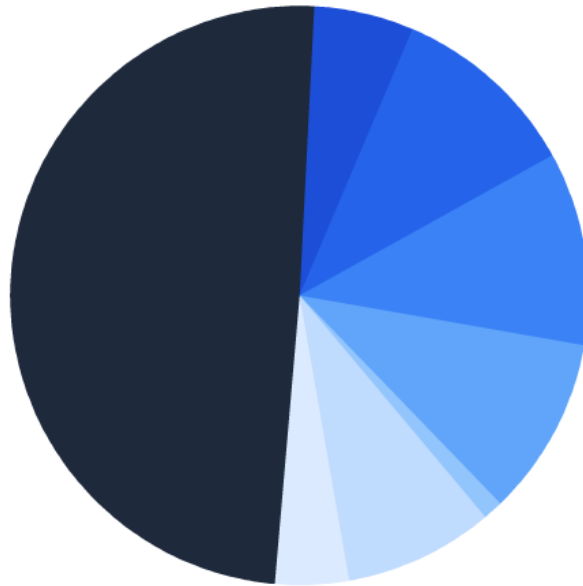
Source: Central Bureau of Statistics, data for 2024

Unemployed by Activity

Activity	Number
Agriculture, forestry and fishing	188
Mining and quarrying	10
Manufacturing	900
Electricity, gas, steam and air conditioning supply	4
Water supply, sewerage, waste management and remediation activities	74
Construction	450
Wholesale and retail trade, repair of motor vehicles and motorcycles	408
Transportation and storage	126
Accommodation and food service activities	437
Information and communication	48
Financial and insurance activities	24
Real estate activities	15
Professional, scientific and technical activities	124
Administrative and support service activities	215
Public administration and defence, compulsory social security	491
Education	182
Human health and social work activities	257
Arts, entertainment and recreation	40
Other service activities	373
Not classified	1.063
Total	5.429

Source: Croatian Employment Service, data for 2024

Registered unemployed by occupation



- Legislators, officials and directors: 2
- Scientists, engineers and experts: 332
- Technicians and professional associates: 572
- Administrative officers: 581
- Service and trade occupations: 533
- Farmers, foresters, fishermen, hunters: 60
- Occupations in crafts and individual production: 441
- Plant and machinery operators, industrial manufacturers and product assemblers: 226
- Simple occupations: 2677

Source: Croatian Employment Service, data for 2024

Support Institutions Contacts

Name	Contact	Website
Regional coordinator of Sisak-Moslavina County	info@rk-smz.hr	http://www.rk-smz.hr/
Development Agency Simora	simora@simora.hr	https://www.rk-smz.hr/
Sisak-Moslavina County	info@smz.hr	https://www.smz.hr/ustroj/upravni-odjeli-i-sluzbe/gospodarstvo
Development Agency of City of Novska - NORA	info@nora-novska.com	https://nora-novska.com/
Development Agency MRAV Kutina	info@ra-mrav.hr	https://www.ra-mrav.hr/

Name	Contact	Website
Public Institution PETRA - Petrinja Development Agency	info@petra.com.hr	https://petra.com.hr/
Croatian Chamber of Economy - Sisak County Chamber	hgk@hgk.hr	https://hgk.hr/zupanijska-komora-sisak
Chamber of Crafts of Sisak- Moslavina County	ok.sisak@hok.hr	https://ok-smz.hr/
Business Incubator of Sisak-Moslavina County PISMO	info@inkubator-pismo.eu	http://httpS://www.inkubator-pismo.eu
Business Incubator PISAK	info@pisak.biz	https://pisak.biz/
Invest in Novska		https://investinnovska.com/