

INVEST

IN OSIJEK-BARANJA COUNTY

Investment profile







TABLE OF CONTENT

| | |
|--|----|
| 01 OSIJEK-BARANJA COUNTY | 4 |
| 02 LOCATION OF OSIJEK-BARANJA COUNTY | 5 |
| 03 INSTITUTIONS FOR HIGHER EDUCATION | 7 |
| 04 HUMAN CAPITAL | 7 |
| 05 COST COMPETITIVE OSIJEK-BARANJA COUNTY | 8 |
| 06 INDUSTRIAL TRADITION IN OSIJEK-BARANJA COUNTY | 9 |
| 07 INTERNATIONAL BUSINESS ENVIRONMENT IN OSIJEK-BARANJA COUNTY | 10 |
| 08 READY-MADE INVESTMENT LOCATIONS | 11 |
| 09 ATTRACTIVE INVESTMENT INCENTIVES | 17 |

OSIJEK-BARANJA COUNTY

Your next choice

Osijek-Baranja County is a part of administrative territorial constitution of the Republic of Croatia located in the northeastern part of the Republic of Croatia (the Pannonian area) with its headquarters in Osijek. It covers an area of 4,155 km².

It is predominantly a flat area with developed industry and agriculture. More than a half of its area has agricultural character (260,778 ha), while 82,868 ha are under forests.

LAND AREA

4,155 km²

CAPITAL

Osijek

ADMINISTRATION

7 towns and 35 municipalities

POPULATION (2011)

305,032

CLIMATE

Continental

GDP PER CAPITA (2014)

8,045 €

UNEMPLOYMENT RATE (2017)

28.8 %

AVERAGE GROSS SALARY (2015)

927 €



REGIONAL
HIGHLIGHTS



UNIVERSITY
CENTER



YOUNG AND EDUCATED
WORKFORCE



INDUSTRIAL
TRADITION



MODERN BUSINESS
INFRASTRUCTURE



OSIJEK INTERNATIONAL
AIRPORT



COST
COMPETITIVE

LOCATION OF OSIJEK-BARANJA COUNTY

Osijek-Baranja County is located in the northeast of Croatia. It encompasses the entire lower flow of the Drava river to its confluence into the Danube. The county area extends to Donji Miholjac and Našice in the west, Erdut in the east, Hungarian border in the north and Vukovar-Srijem County in the south.

The Danube and Drava River (which from Donji Miholjac to Osijek has a status of an international waterway) connect this area with the river network of European rivers. Through the highway network, the County is well connected to main European cities, and there is an international Osijek Airport with regular routes to Stuttgart and Basel, as well as to several Croatian cities.



IMPORTANT TRAFFIC CONNECTIONS FOR OSIJEK-BARANJA COUNTY



EUROPEAN ROUTE E73

CONNECTING OSIJEK TO THE EUROPEAN CORRIDOR X



EUROPEAN CORRIDOR VC

BUDAPEST – OSIJEK – SARAJEVO – PLOČE



EUROPEAN CORRIDOR VII

SAVA – DANUBE – BLACK SEA



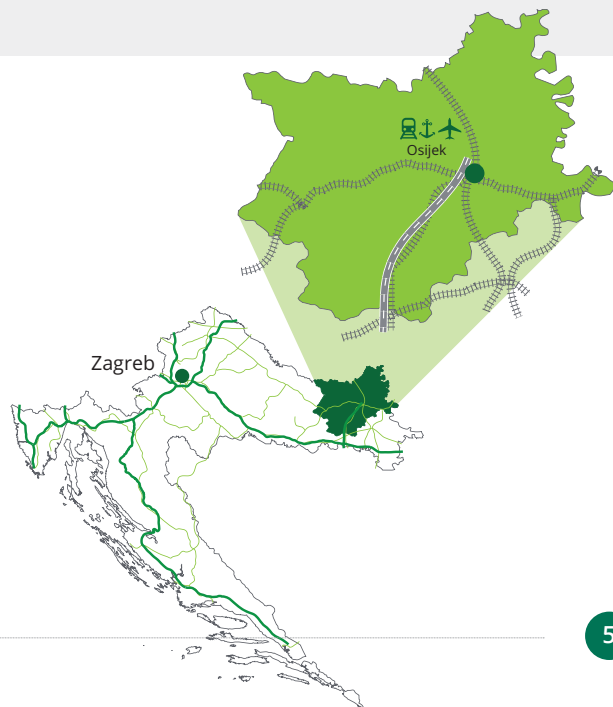
E 73 BUDAPEST – OSIJEK – PLOČE



OSIJEK INTERNATIONAL AIRPORT



OSIJEK RIVER PORT (ONE OF THE LARGEST RIVER PORTS IN CROATIA)





MAIYO CLINIC SAĞLIK
Sağlıklı ve Dengeli Beslenme
Doğum ile Çiğim Arasında Beslenme
Bebeklikten ergenliğe sağlıklı
KİTAP
Öncesi
SAGLIK BİLİMLERİNE AN
POCKETUS
Cymma
MAGAZİN DERSLERİ
Nasıl Okunmalı
KİTAP
834.5
A92
2006
k.1
RA 776
K86
2006
834.5
K54
2000
k.1
RA 784
K39
2004
k.1
RA 637
K32
2004
k.1

EDUCATION INSTITUTIONS

The Josip Juraj Strossmayer University of Osijek is the third largest university in Croatia, with 18,000 students and 1,100 professors and assistant professors at eleven faculties, the Academy of Arts and five university departments.

DID YOU KNOW?

The history of higher education in Osijek region began three centuries ago.

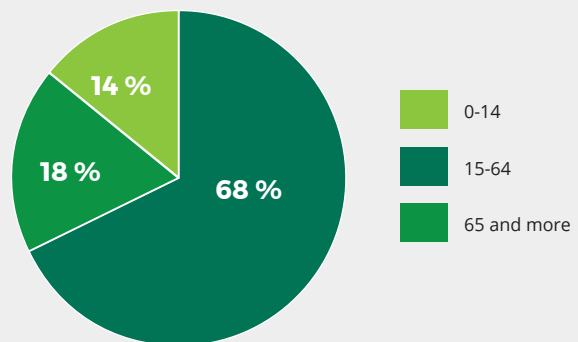


HUMAN CAPITAL

PREDOMINANTLY YOUNG WORKFORCE

With long manufacturing history, human capital of the Osijek-Baranja County is internationally recognized for their know-how, productivity and innovation.

AGE STRUCTURE



Source: Croatian Bureau of Statistics, Population Estimates 2015

COST COMPETITIVE OSIJEK-BARANJA COUNTY

Cost competitiveness, in terms of initial investment costs, utility prices and salaries are definitely the advantages that qualify Croatia and Osijek-Baranja County as an excellent destination for expanding your business activities, growing your market share and improving profitability.

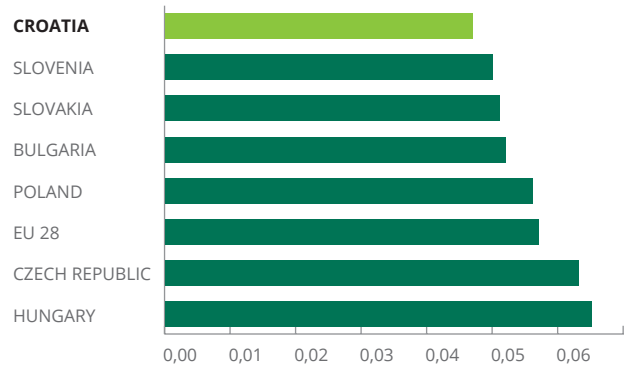
 THE LOWEST ELECTRICITY PRICES FOR INDUSTRIAL USERS

 NATURAL GAS PRICES ARE AMONG THE LOWEST IN EUROPE

 4 X LOWER AVERAGE MONTHLY GROSS SALARY THAN IN THE EU

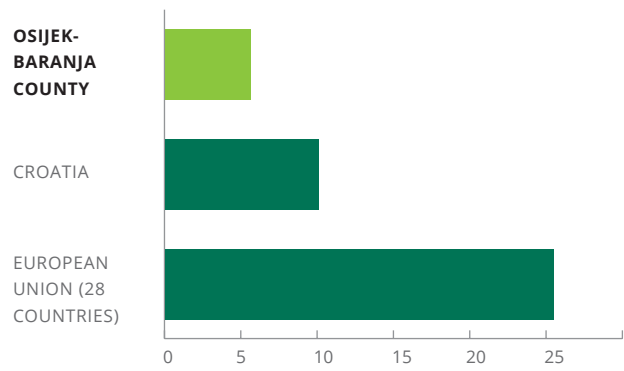
Initial investment costs **33%** lower than EU28 average

ELECTRICITY PRICES FOR INDUSTRIAL CONSUMERS (€ PER KWH), 2017 S1



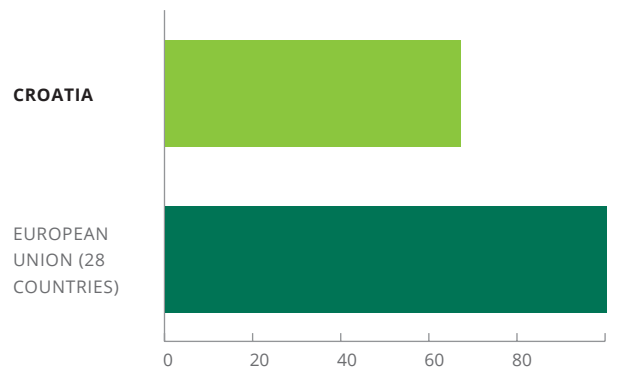
Source: Eurostat 2017s1; 70 000 MWh < Consumption < 150 000 Mwh

AVERAGE GROSS EARNINGS PER HOUR (€), 2016



Source: Eurostat Total Labour Costs 2016, Croatian Bureau of Statistics - Average Monthly Gross Earning 2016

PRICE LEVEL INDICES FOR INVESTMENT 2016



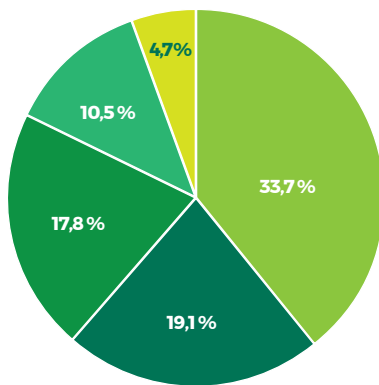
Source: Eurostat 2017

INDUSTRIAL TRADITION IN OSIJEK-BARANJA COUNTY

The Osijek-Baranja County has a long industrial tradition and significant industrial potential. Traditional agricultural production and processing industries are among the most important branches of its economy.

The total agricultural area in the county amounts to 260,778 hectares, of which 201,705 hectares are used as horticultural areas.

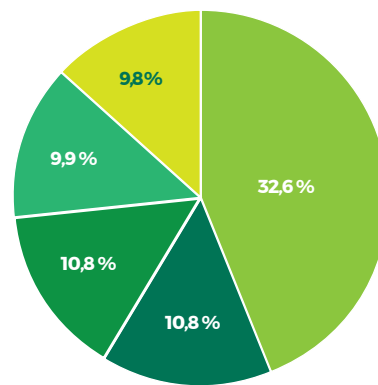
**KEY ECONOMY SECTORS
IN OSIJEK-BARANJA COUNTY IN 2016**



- MANUFACTURING INDUSTRY
- WHOLESALE AND RETAIL
- AGRICULTURE, FORESTRY AND FISHERY
- CONSTRUCTION
- TRANSPORT AND STORAGE


Source: Financial Agency, Croatian Chamber of Economy

**MANUFACTURING INDUSTRIES
IN OSIJEK-BARANJA COUNTY IN 2016**



- FOOD MANUFACTURING
- CHEMICAL INDUSTRY
- MACHINERY MANUFACTURING
- CLOTHING MANUFACTURING
- PAPER INDUSTRY

Source: Financial Agency, Croatian Chamber of Economy



HF (Harburg-Freudenberger)

INTERNATIONAL BUSINESS ENVIRONMENT

Success stories

Osijek-Baranja County is the perfect location for a successful production



BELIŠĆE PAPER MILL

Belišće Paper Mill was founded in 1960 and is situated in Belišće on river Drava bank. The Mill is leading paper producer in Croatia.



HARBURG/FREUDENBERGER BELIŠĆE LTD.

HF Belišće is a wholly-owned subsidiary of the HF Group. Since 1998, the company has been manufacturing the curing presses developed in Hamburg in addition to the components for all the business units within the HF Group. HF Belišće is equipped with advanced manufacturing technology and meets the high quality standards.



BELJE D.D.

Belje has been a regional leader in agricultural production and food industry for years. Based on the knowledge and experience of old experts from Baranja, their products are made according to traditional recipes, but using state-of-the-art technology, providing consumers with top quality autochthonous products from their own fields, vineyards, farms and arable fields.



SAPONIA

SAPONIA D.D.

Saponia is today a modern company built on the centennial tradition and inventiveness of its employees. From handicraft workshops to soap production, they developed to the largest manufacturer of detergents and household washing detergents in this part of Europe.



SENSE ESCO D.O.O.

SENSEESCO d.o.o. is a company specializing in the implementation of energy efficiency projects and offering turnkey solutions for optimization and more efficient use of energy resources. The investment in the 1.2 MW biomass cogeneration power plant, located in the Business Zone North in Belišće is worth 6.2 million EUR.



MEGGLE

Meggle Croatia, located in Osijek, is today the third dairy in Croatia with a long tradition of manufacturing high quality products from best Slavonian milk. It employs 208 workers and processes around 130,000 liters of milk per day.



OSATINA GROUP

OSATINA GROUP is a company from Đakovština area, whose main activities include farming production, vegetable, milk, meat and feed mixture production, retail and wholesale of seeds, fertilisers and plant protectors. The company has constructed two biogas plants for production of electricity and greenhouses for vegetable production.



READY - MADE INVESTMENT LOCATIONS

- ✓ Industrial Zone Nemetin
- ✓ Industrial Zone Đakovo
- ✓ Business Zone Črnkovci
- ✓ Industrial Zone Janjevci
- ✓ Business Zone Antunovac



30 READY-MADE
INVESTMENT SITES -
BUSINESS ZONES



≈
2,300,000
m²



COST OF LAND
STARTS
FROM 1 EUR

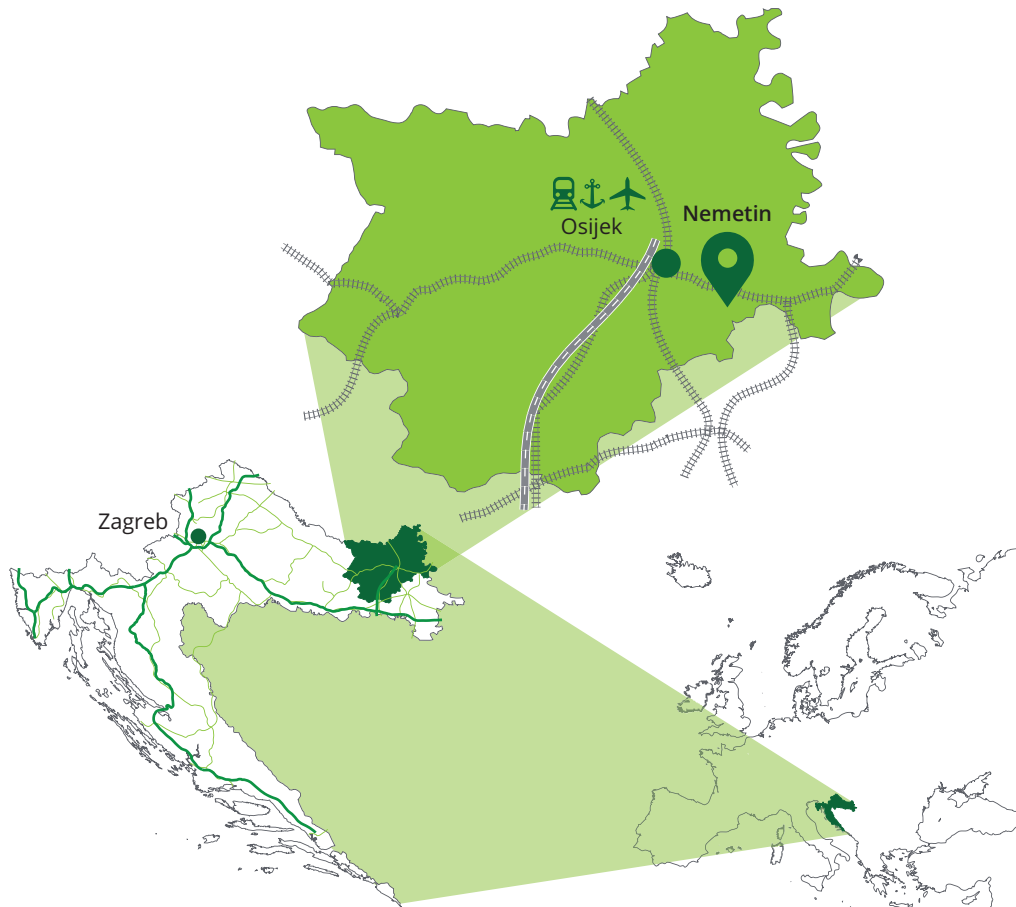
Industrial Zone Nemetin, City of Osijek

General information

| | |
|---|---------------|
| Location (city/municipality) | Osijek |
| Size of the zone (m ²) | 1,010,000 |
| Available land size (m ²) | 509,629 |
| Construction purpose | Manufacturing |
| Allowed construction density | 0.6 |
| Construction efficiency coefficient allowed | 3.0 |
| Allowed construction height (m) | 22 |

Infrastructure/energenents capacity

| Infrastructure/energenents capacity | Availability |
|-------------------------------------|--------------|
| Gas | No |
| Electricity | Yes |
| Water | Yes |
| Sewage | Yes |
| Water purifier | Yes |



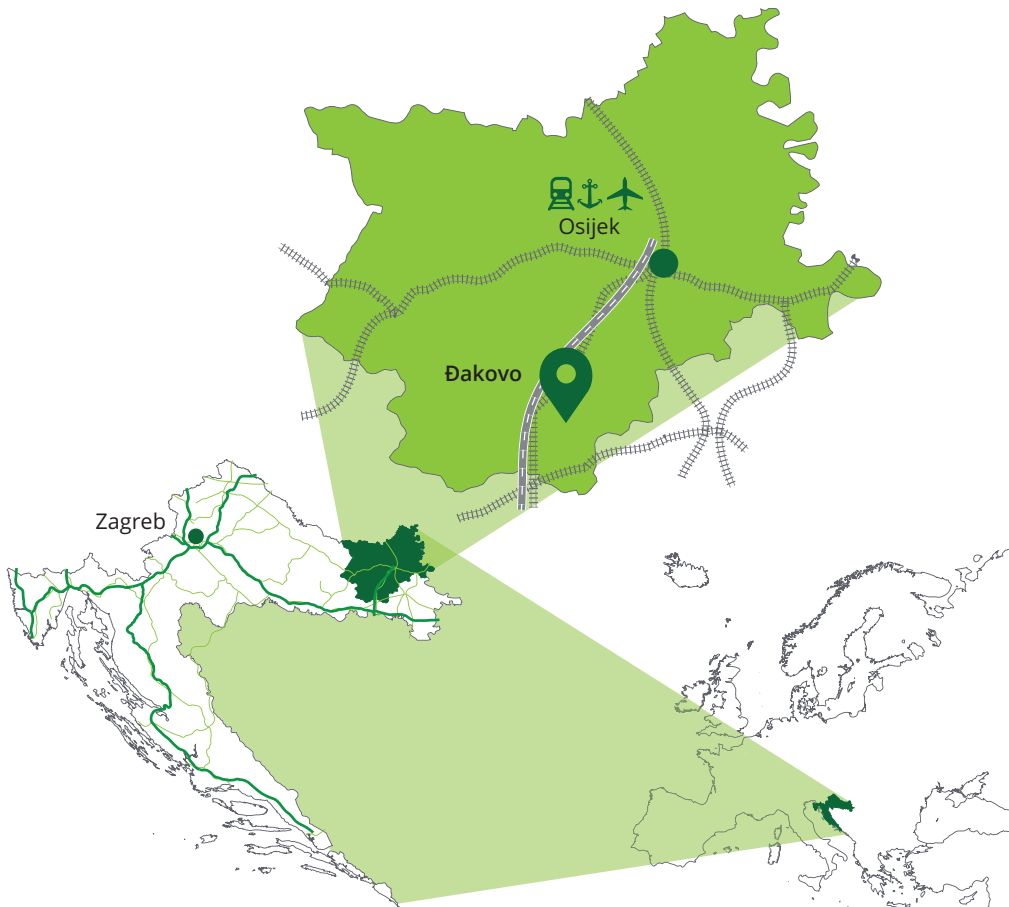
Industrial Zone Đakovo

General information

| | |
|---|----------------------------|
| Location (city/municipality) | Đakovo |
| Size of the zone (m ²) | 640,000 |
| Available land size (m ²) | 448,000 |
| Construction purpose | Manufacturing and services |
| Allowed construction density | 0.6 |
| Construction efficiency coefficient allowed | - |
| Allowed construction height (m) | 13.50 |

Infrastructure/energents capacity

| Infrastructure/energents capacity | Availability |
|-----------------------------------|--------------|
| Gas | Yes |
| Electricity | Yes |
| Water | Yes |
| Sewage | Yes |
| Water purifier | Yes |



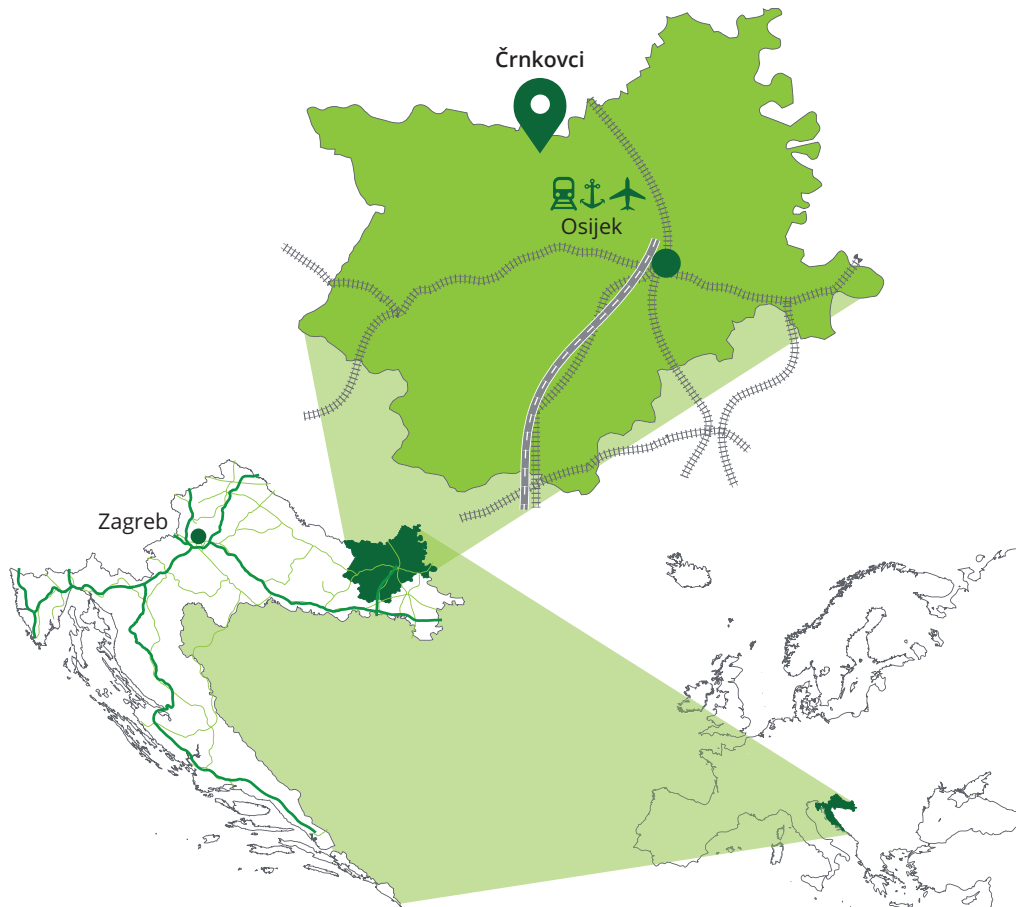
Business Zone Črnkovci, Marijanci Municipality

General information

| | |
|---|----------------------------|
| Location (city/municipality) | Marijanci |
| Size of the zone (m ²) | 500,000 |
| Available land size (m ²) | 380,000 |
| Construction purpose | Manufacturing and services |
| Allowed construction density | 0.6 |
| Construction efficiency coefficient allowed | - |
| Allowed construction height (m) | 13.5 |

Infrastructure/energenents capacity

| Infrastructure/energenents capacity | Availability |
|-------------------------------------|--------------|
| Gas | Yes |
| Electricity | Yes |
| Water | Yes |
| Sewage | No |
| Water purifier | No |



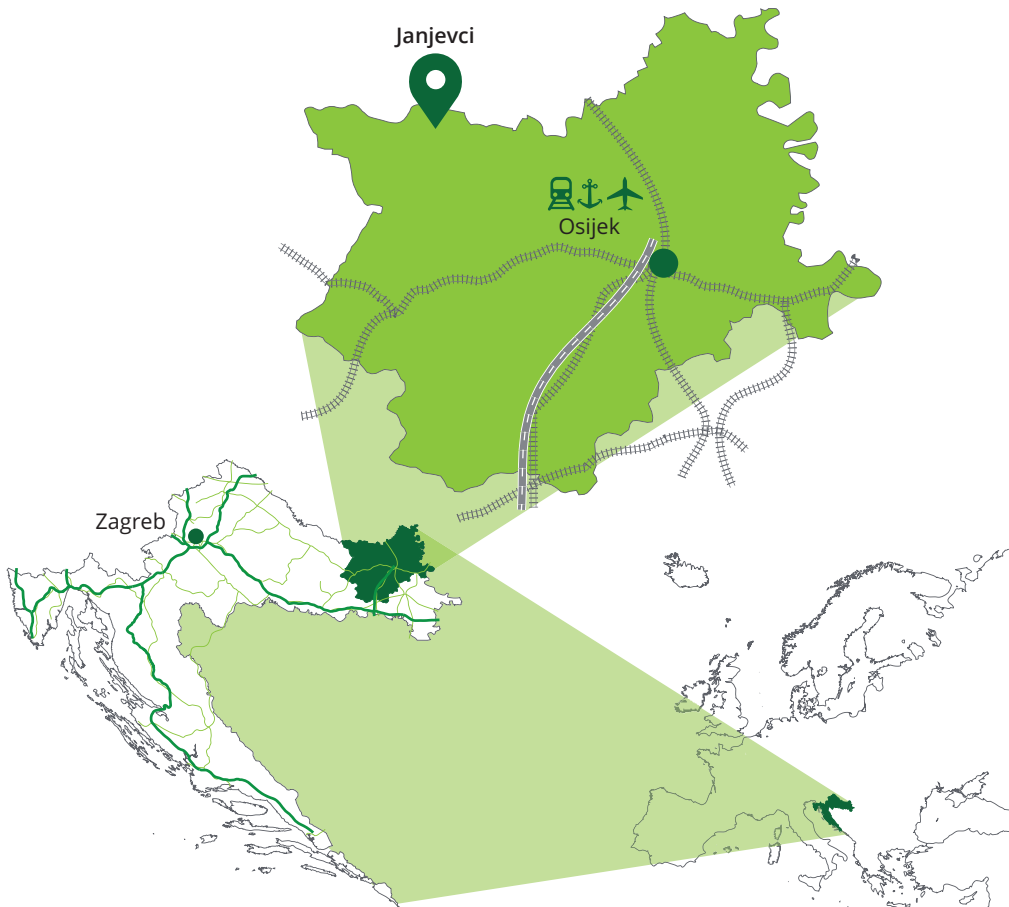
Industrial Zone Janjevci, Donji Miholjac

General information

| | |
|---|----------------|
| Location (city/municipality) | Donji Miholjac |
| Size of the zone (m ²) | 1,270,000 |
| Available land size (m ²) | 71,000 |
| Construction purpose | Manufacturing |
| Allowed construction density | 0.5 |
| Construction efficiency coefficient allowed | 1.2 |
| Allowed construction height (m) | 11 |

Infrastructure/energenents capacity

| Infrastructure/energenents capacity | Availability |
|-------------------------------------|--------------|
| Gas | Yes |
| Electricity | Yes |
| Water | Yes |
| Sewage | Yes |
| Water purifier | Yes |



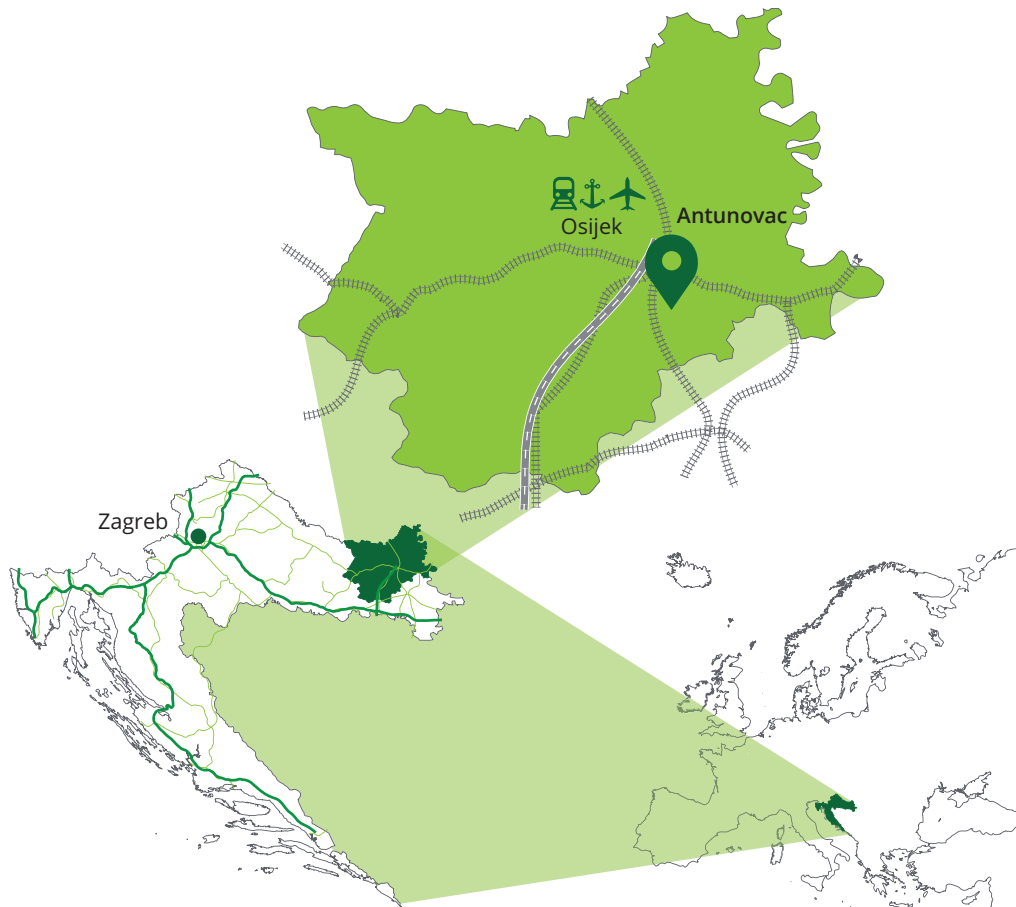
Business Zone Antunovac, Antunovac Municipality

General information

| | |
|---|----------------------------|
| Location (city/municipality) | Antunovac |
| Size of the zone (m ²) | 200,329 |
| Available land size (m ²) | 115,328 |
| Construction purpose | Manufacturing and services |
| Allowed construction density | 0.6 |
| Construction efficiency coefficient allowed | 2.4 |
| Allowed construction height (m) | 13.50 |

Infrastructure/energenents capacity

| Infrastructure/energenents capacity | Availability |
|-------------------------------------|--------------|
| Gas | Yes |
| Electricity | Yes |
| Water | Yes |
| Sewage | Yes |
| Water purifier | Yes |



ATTRACTIVE INVESTMENT INCENTIVES

Up to **1 million €** cash grant for capital cost of the investment projects

0% corporate profit tax for 10 years

Up to **0.5 million €** cash grant for investment in development and innovation activities

Up to **18,000 €** for each new employee

EU funds available

Guarantee scheme, provided by Croatian Agency for SMEs, Innovations and Investments (HAMAG-BICRO) (Up to 80% of investments)

Business loans programs by Croatian Agency for SMEs, Innovations and Investments (HAMAG-BICRO) WITH INTEREST RATES STARTING FROM 0%

Subsidized business loans programs (loan repayment up to 17 years / interest rate starting from 2%) provided by Croatian Bank of Reconstruction and Development (HBOR)

Up to **45%** of the investment cost back through various incentives

LOCAL/REGIONAL INCENTIVES INCLUDE

- sale of land for construction at favorable prices with grace period
- reduced communal fees and contributions
- subsidized interest rates for loans
- incentives for start-up, development and improvement of business activities



0%

PROFIT TAX RATE



UP TO

€18,000

EMPLOYMENT GRANTS



UP TO

€1M

GRANTS FOR CAPITAL COSTS



UP TO

€0.5M

FOR R&D

AGENCY FOR INVESTMENTS AND COMPETITIVENESS

PROFESSIONAL ASSISTANCE FREE OF CHARGE

- Professional service for investors, free of charge
- Highly motivated team of experienced professionals
- Provides information, contacts and investment management support to potential investors as well as pre and postinvestment care

AGENCY FOR INVESTMENTS AND COMPETITIVENESS

Prilaz Gjure Deželića 7,
10000 Zagreb, Croatia
T: +385 1 6286 800
E: info@aik-invest.hr
W: www.aik-invest-hr



OSIJEK-BARANJA COUNTY

Trg Ante Starčevića 2,
31000 Osijek, Croatia
T: +385 31 221 501
F: +385 31 203 191
E: razvoj@obz.hr
W: www.obz.hr



REGIONAL DEVELOPMENT AGENCY OF SLAVONIA & BARANJA INTERNATIONAL AND REGIONAL COOPERATION

Headquarters

S. Radića 4,
31000 Osijek, Croatia
T: +385 31 221 840
F: +385 31 221 841
E: regija@obz.hr
W: www.slavonija.hr

Representation

Rue Montoyer 18/b
1000 Brussels, Belgium
T: ++32 2 230 6733
E: slavonija@slavonija.be
W: www.slavonija.hr/eu

